


# SVENDBORG GYMNASIUM

Resultater



@Ventures  
Elevtrivselsundersøgelse

Indholdsfortegnelse

Indholdsfortegnelse..... **Fejl! Bogmærke er ikke defineret.**

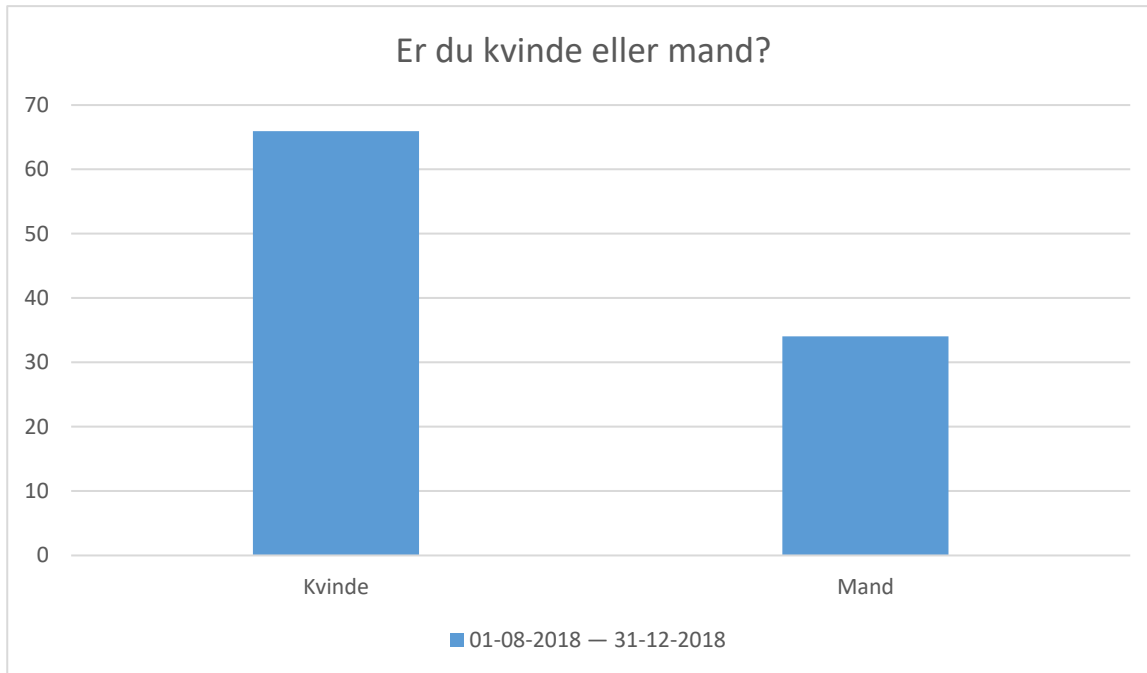
Overskrift..... **Fejl! Bogmærke er ikke defineret.**

Underoverskrift..... **Fejl! Bogmærke er ikke defineret.**

Tabel..... **Fejl! Bogmærke er ikke defineret.**

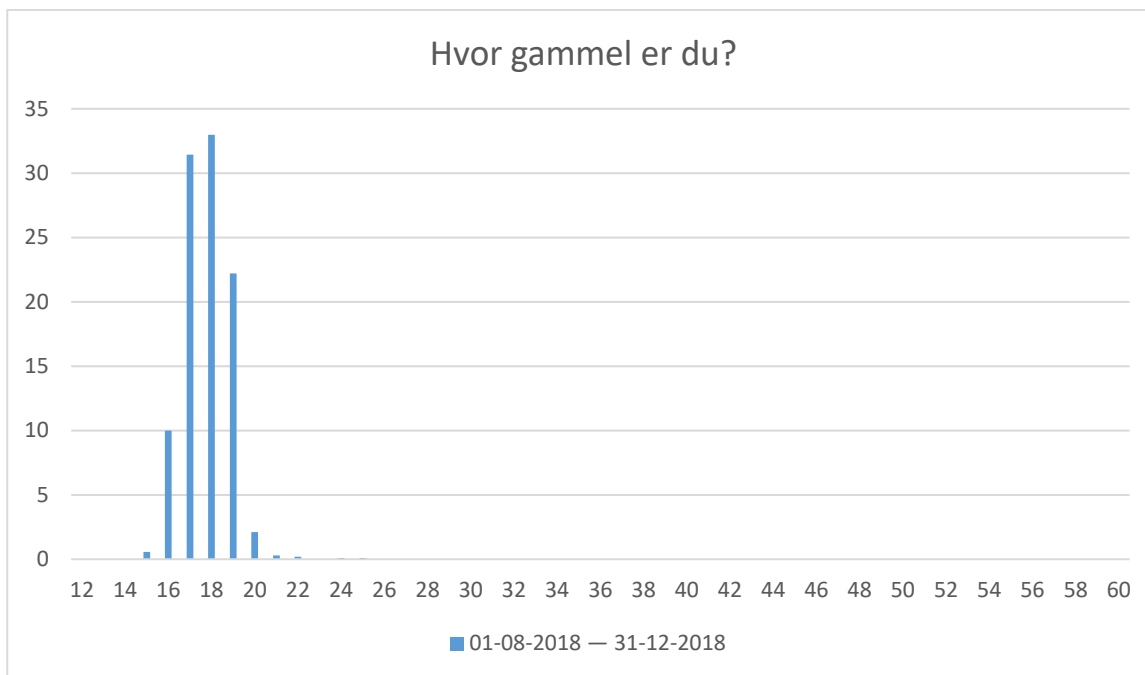
Diagrammer..... **Fejl! Bogmærke er ikke defineret.**

## Afsnit A



01-08-2018 — 31-12-2018; Gennemsnit og spredning kan ikke beregnes.

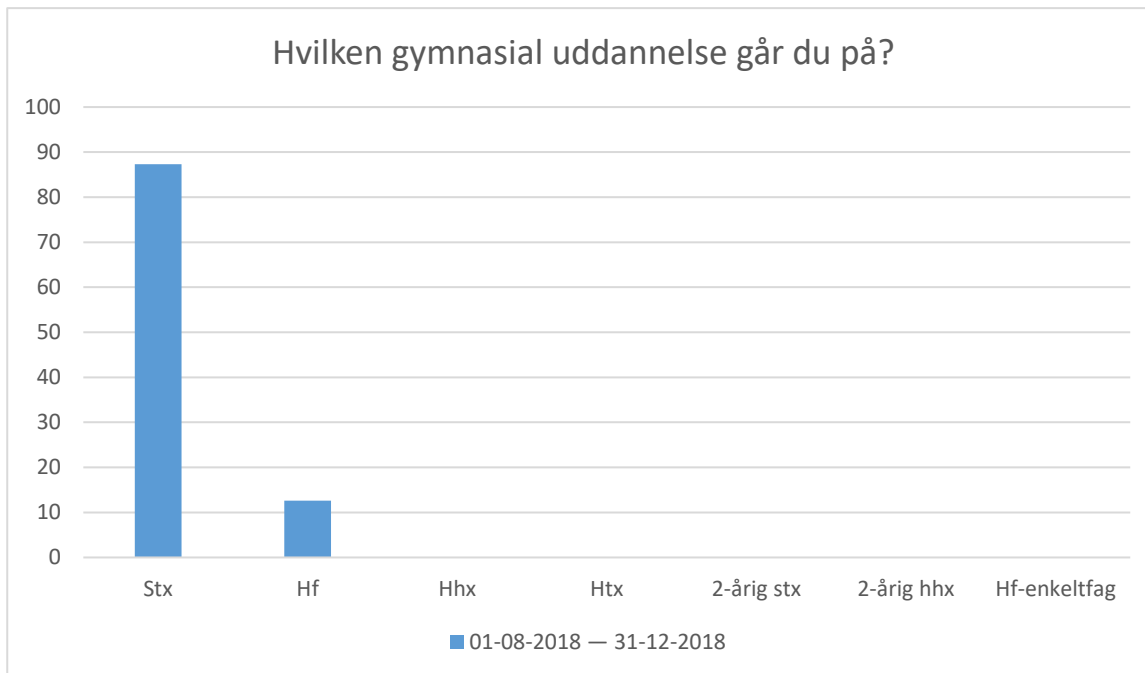
Svarmulighed	01-08-2018 — 31-12-2018: Antal	01-08-2018 — 31-12-2018: Andel (%)
Kvinde	686	66
Mand	354	34
Total	1040	-



01-08-2018 — 31-12-2018; Gennemsnit: 17,8, spredning: 1,1

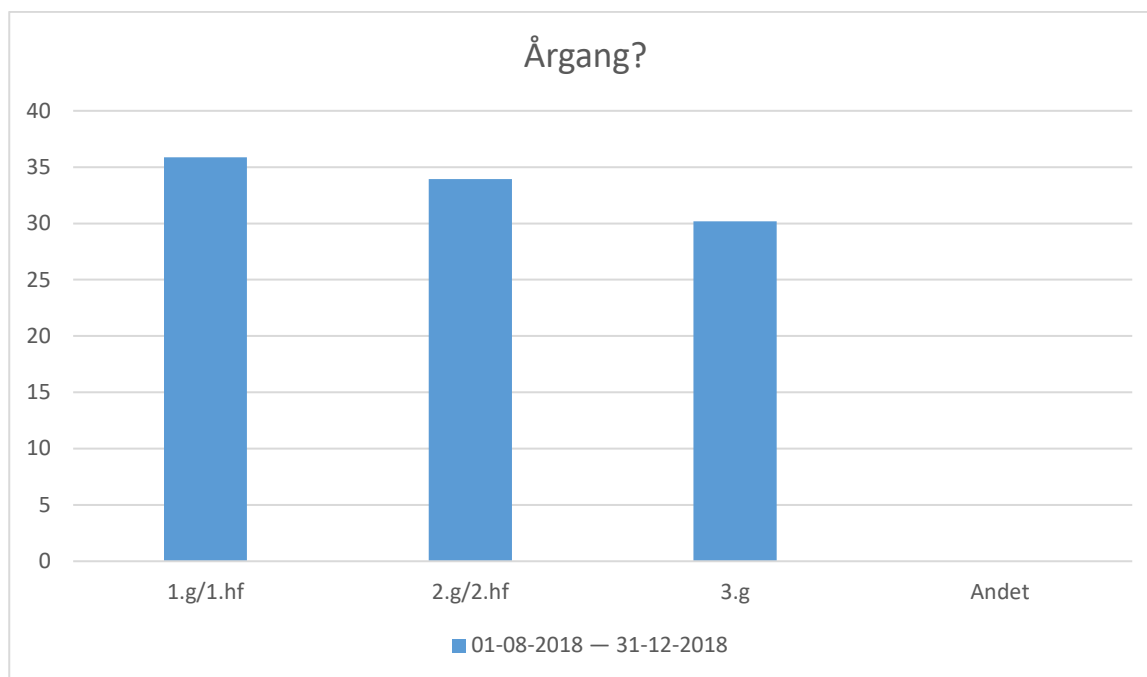
Svarmulighed	01-08-2018 — 31-12-2018: Antal	01-08-2018 — 31-12-2018: Andel (%)
12	0	0
13	0	0
14	0	0
15	6	1
16	104	10
17	327	31
18	343	33
19	231	22
20	22	2
21	3	0
22	2	0
23	0	0
24	1	0
25	1	0
26	0	0
27	0	0
28	0	0
29	0	0
30	0	0
31	0	0
32	0	0
33	0	0
34	0	0
35	0	0
36	0	0
37	0	0

## Afsnit B



01-08-2018 — 31-12-2018; Gennemsnit og spredning kan ikke beregnes.

Svarmulighed	01-08-2018 — 31-12-2018: Antal	01-08-2018 — 31-12-2018: Andel (%)
Stx	908	87
Hf	131	13
Hhx	0	0
Htx	0	0
2-årig stx	1	0
2-årig hhx	0	0
Hf-enkeltfag	0	0
Total	1040	-

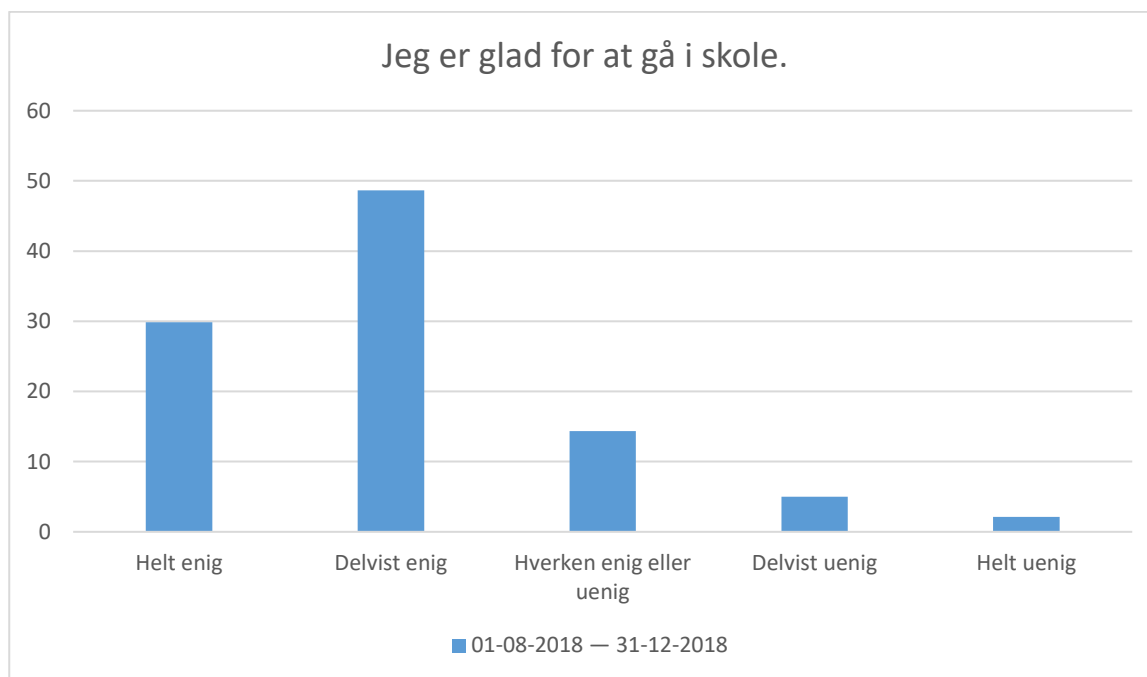


01-08-2018 — 31-12-2018; Gennemsnit og spredning kan ikke beregnes.

Svarmulighed	01-08-2018 — 31-12-2018: Antal	01-08-2018 — 31-12-2018: Andel (%)
1.g/1.hf	373	36
2.g/2.hf	353	34
3.g	314	30
Andet	0	0
<b>Total</b>	<b>1040</b>	<b>-</b>

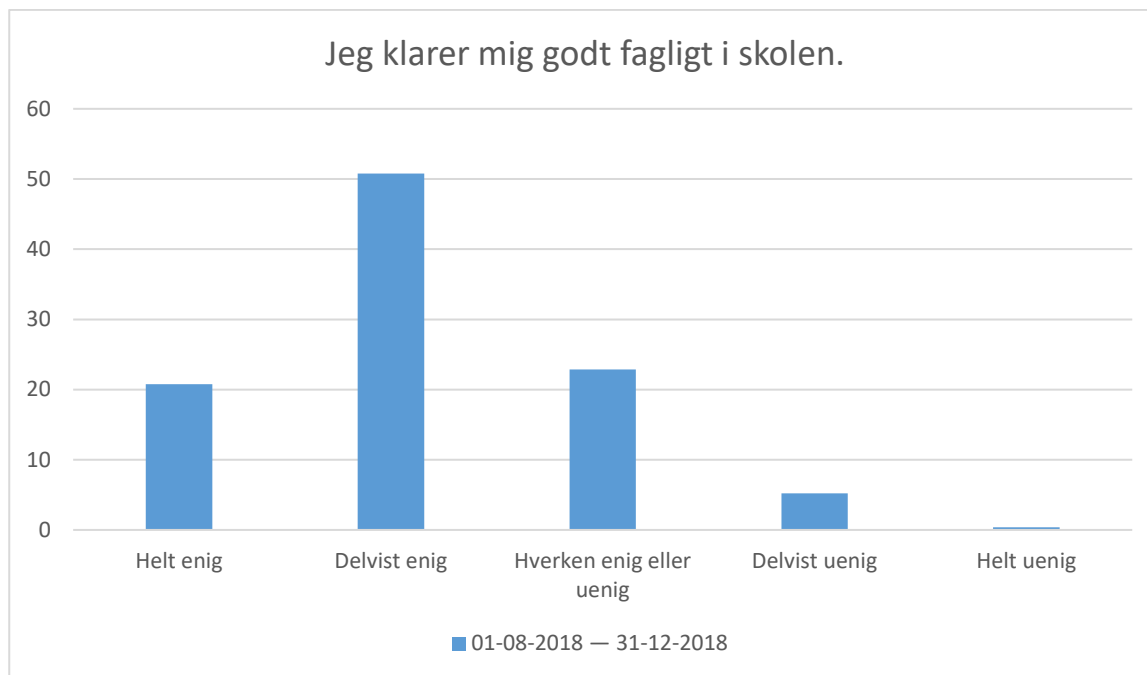
Spørgsmålet »Hvilken klasse går du i (den klasse du har dansk sammen med)?« har ikke nok besvarelser.

## Afsnit C



01-08-2018 — 31-12-2018; Gennemsnit: 4, spredning: 0,9

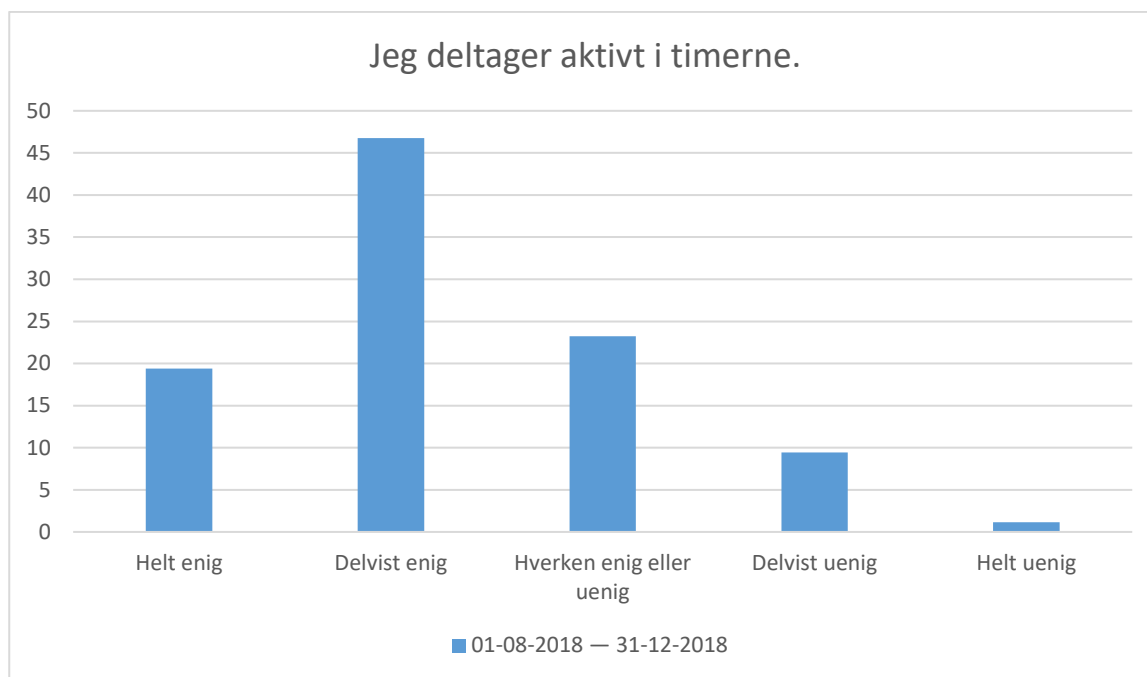
Svarmulighed	01-08-2018 — 31-12-2018: Antal	01-08-2018 — 31-12-2018: Andel (%)
Helt enig	310	30
Delvist enig	505	49
Hverken enig eller uenig	149	14
Delvist uenig	52	5
Helt uenig	22	2
Total	1038	-



01-08-2018 — 31-12-2018; Gennemsnit: 3,9, spredning: 0,8

Svarmulighed	01-08-2018 — 31-12-2018: Antal		01-08-2018 — 31-12-2018: Andel (%)	
Helt enig		215		21
Delvist enig		526		51
Hverken enig eller uenig		237		23
Delvist uenig		54		5
Helt uenig		4		0
Total		1036		-

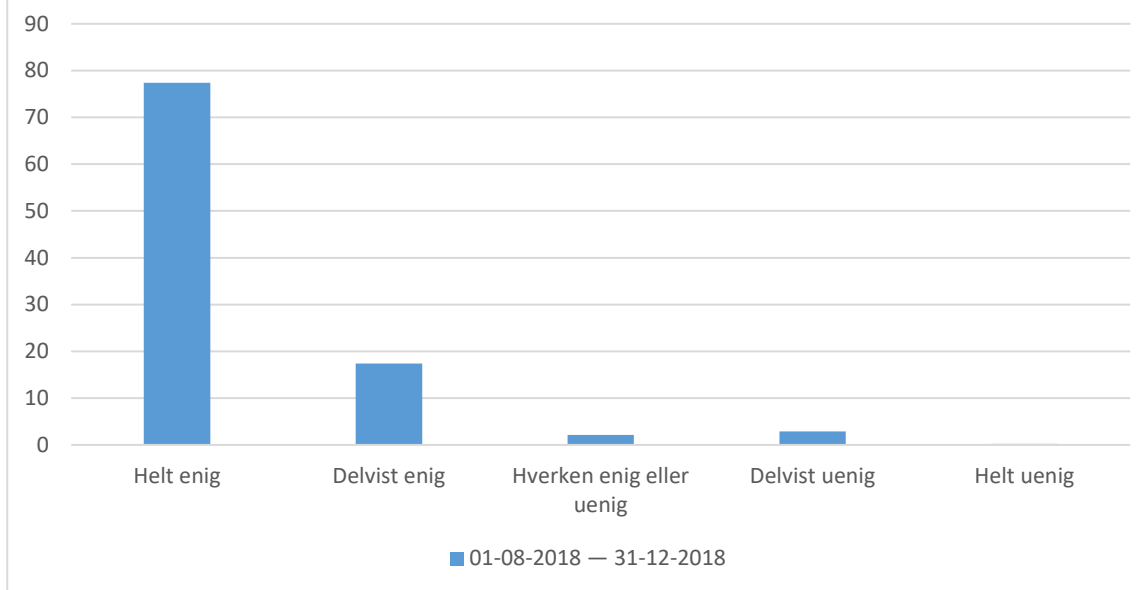




01-08-2018 — 31-12-2018; Gennemsnit: 3,7, spredning: 0,9

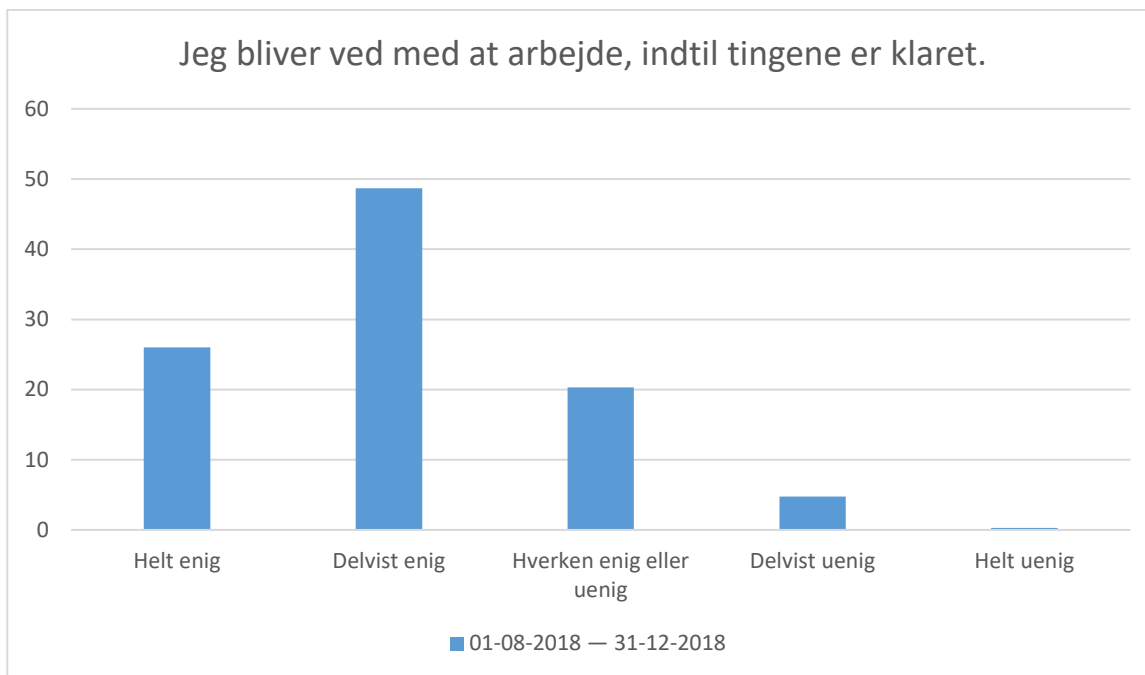
Svarmulighed	01-08-2018 — 31-12-2018: Antal		01-08-2018 — 31-12-2018: Andel (%)	
Helt enig		201		19
Delvist enig		485		47
Hverken enig eller uenig		241		23
Delvist uenig		98		9
Helt uenig		12		1
Total		1037		-

### Jeg afleverer mine opgaver til tiden.



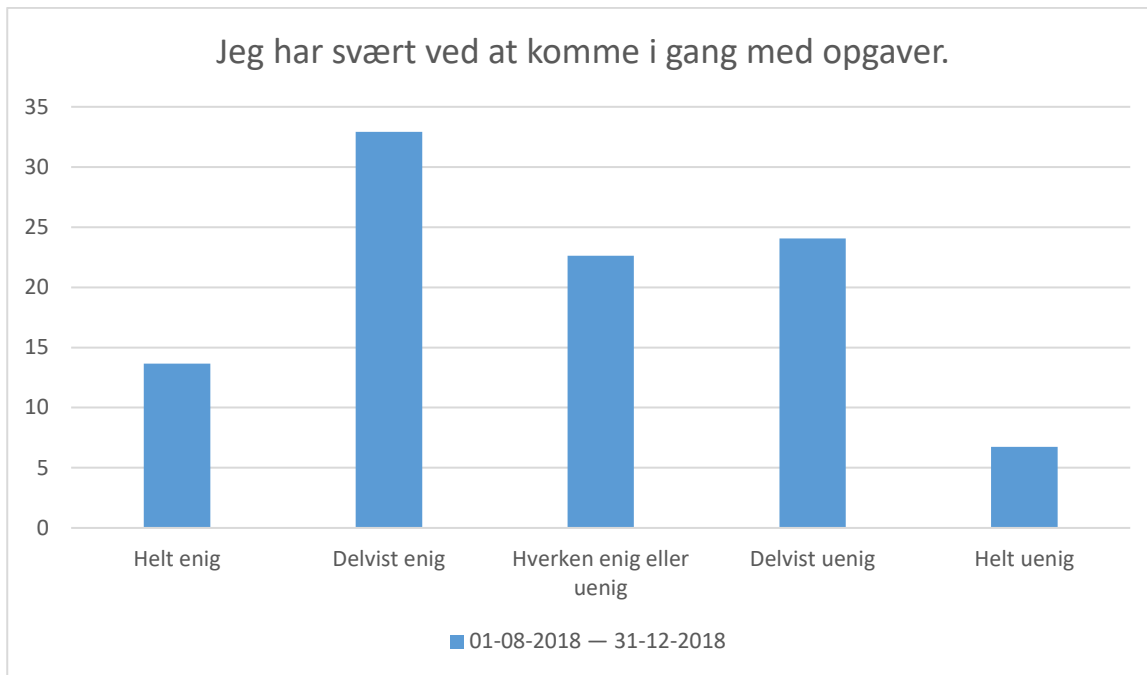
01-08-2018 — 31-12-2018; Gennemsnit: 4,7, spredning: 0,7

Svarmulighed	01-08-2018 — 31-12-2018: Antal	01-08-2018 — 31-12-2018: Andel (%)
Helt enig	804	77
Delvist enig	181	17
Hverken enig eller uenig	22	2
Delvist uenig	30	3
Helt uenig	2	0
Total	1039	-



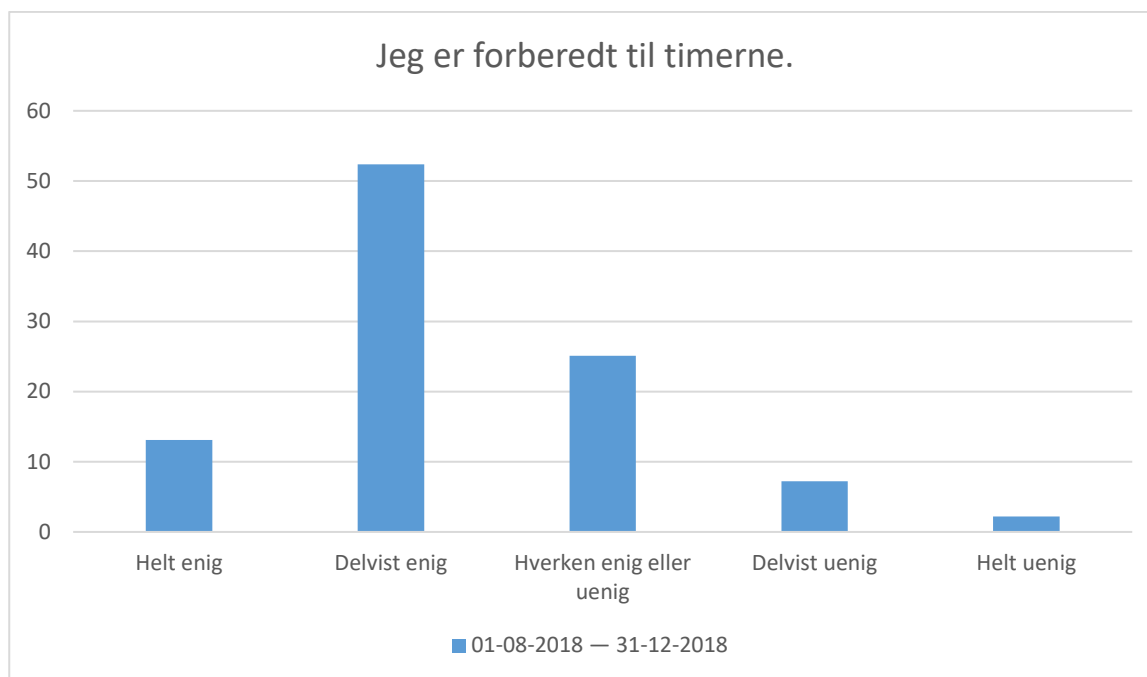
01-08-2018 — 31-12-2018; Gennemsnit: 4, spredning: 0,8

Svarmulighed	01-08-2018 — 31-12-2018: Antal	01-08-2018 — 31-12-2018: Andel (%)
Helt enig	269	26
Delvist enig	504	49
Hverken enig eller uenig	210	20
Delvist uenig	49	5
Helt uenig	3	0
Total	1035	-



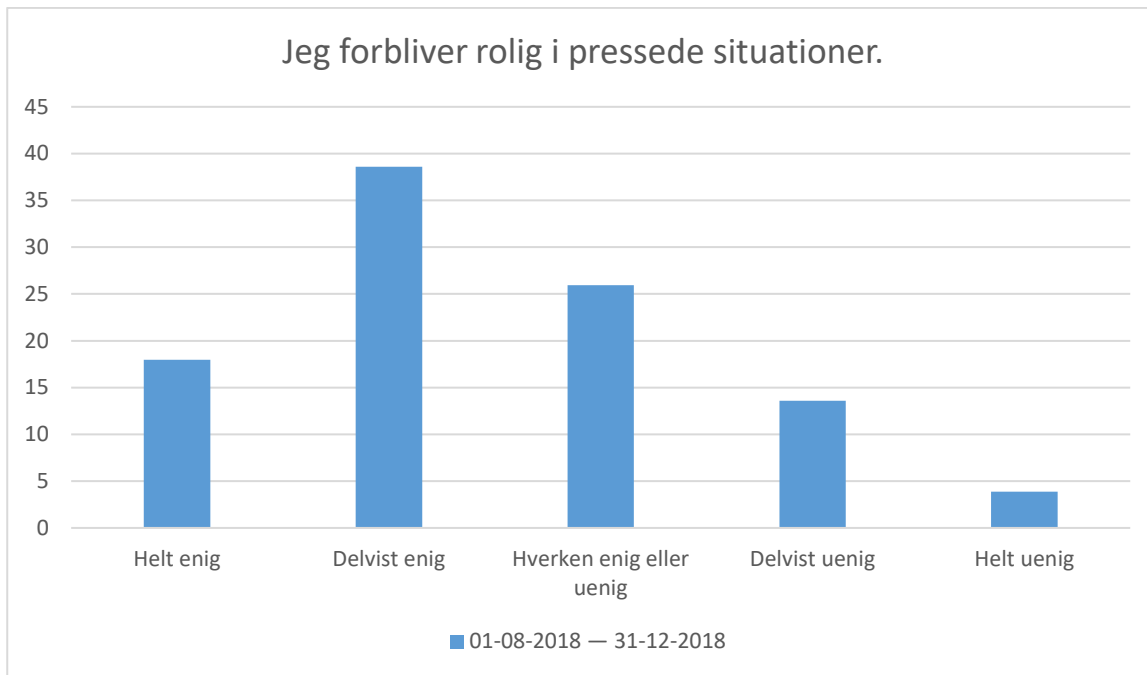
01-08-2018 — 31-12-2018; Gennemsnit: 3,2, spredning: 1,2

Svarmulighed	01-08-2018 — 31-12-2018: Antal		01-08-2018 — 31-12-2018: Andel (%)	
Helt enig		142		14
Delvist enig		342		33
Hverken enig eller uenig		235		23
Delvist uenig		250		24
Helt uenig		70		7
Total		1039		-



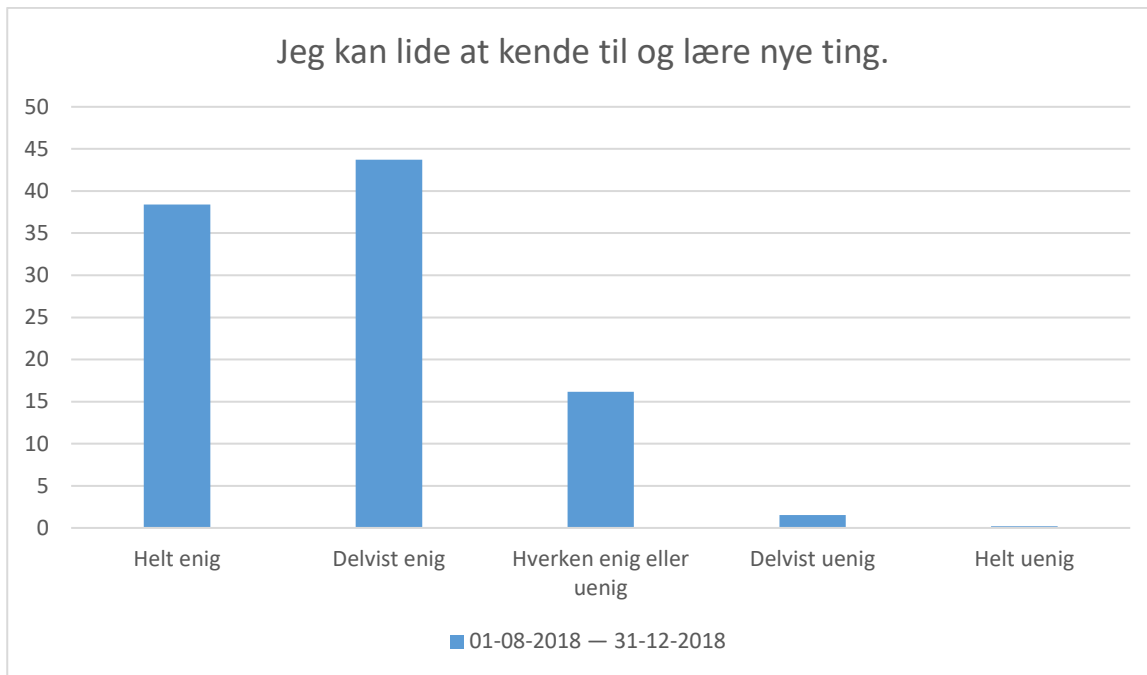
01-08-2018 — 31-12-2018; Gennemsnit: 3,7, spredning: 0,9

Svarmulighed	01-08-2018 — 31-12-2018: Antal		01-08-2018 — 31-12-2018: Andel (%)	
Helt enig		136		13
Delvist enig		544		52
Hverken enig eller uenig		261		25
Delvist uenig		75		7
Helt uenig		23		2
Total		1039		-



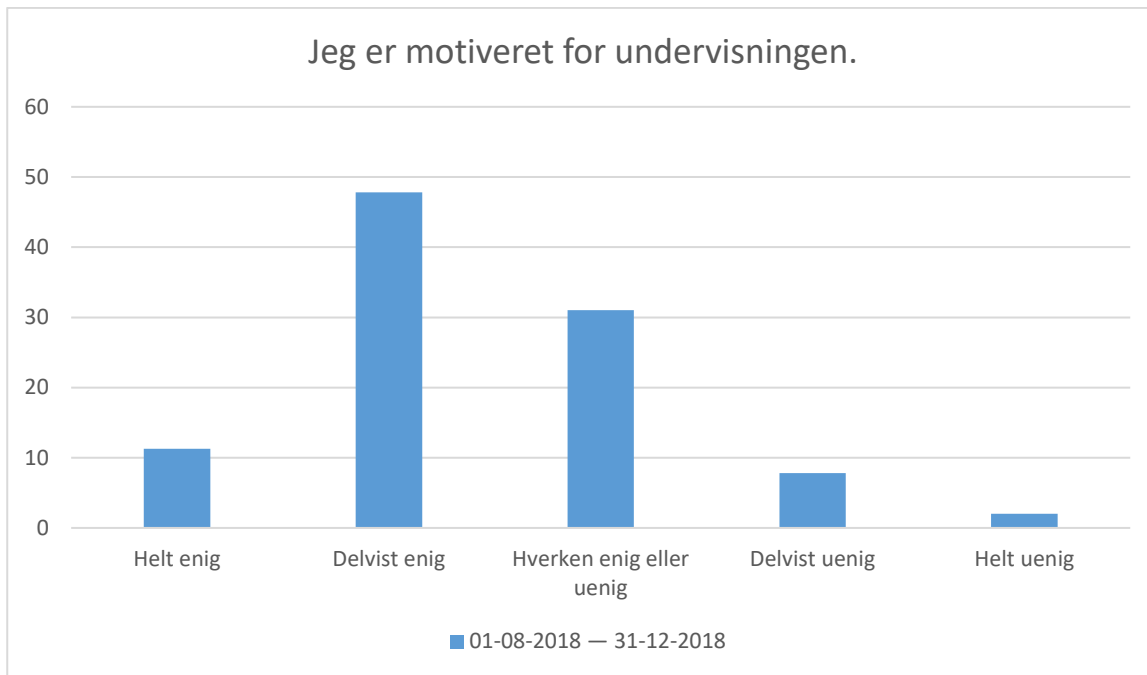
01-08-2018 — 31-12-2018; Gennemsnit: 3,5, spredning: 1,1

Svarmulighed	01-08-2018 — 31-12-2018: Antal		01-08-2018 — 31-12-2018: Andel (%)	
Helt enig		185		18
Delvist enig		397		39
Hverken enig eller uenig		267		26
Delvist uenig		140		14
Helt uenig		40		4
Total		1029		-



01-08-2018 — 31-12-2018; Gennemsnit: 4,2, spredning: 0,8

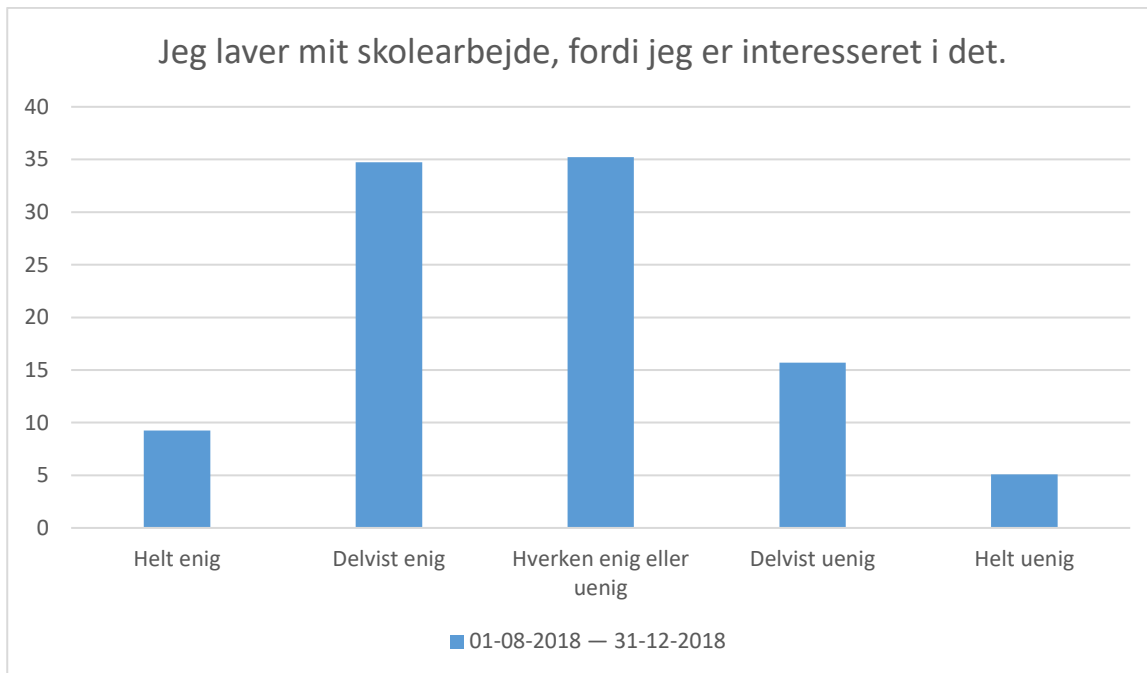
Svarmulighed	01-08-2018 — 31-12-2018: Antal		01-08-2018 — 31-12-2018: Andel (%)	
Helt enig		397		38
Delvist enig		452		44
Hverken enig eller uenig		167		16
Delvist uenig		16		2
Helt uenig		2		0
Total		1034		-



01-08-2018 — 31-12-2018; Gennemsnit: 3,6, spredning: 0,9

Svarmulighed	01-08-2018 — 31-12-2018: Antal		01-08-2018 — 31-12-2018: Andel (%)	
Helt enig		117		11
Delvist enig		496		48
Hverken enig eller uenig		322		31
Delvist uenig		81		8
Helt uenig		21		2
Total		1037		-





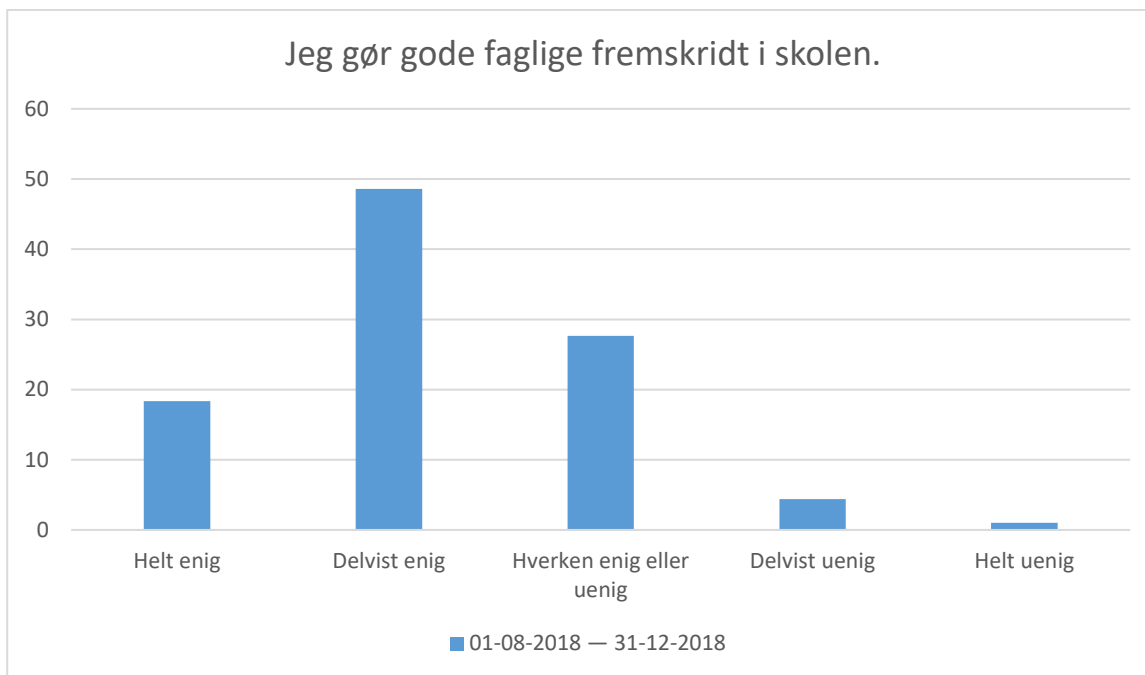
01-08-2018 — 31-12-2018; Gennemsnit: 3,3, spredning: 1

Svarmulighed	01-08-2018 — 31-12-2018: Antal	01-08-2018 — 31-12-2018: Andel (%)
Helt enig	96	9
Delvist enig	361	35
Hverken enig eller uenig	366	35
Delvist uenig	163	16
Helt uenig	53	5
Total	1039	-



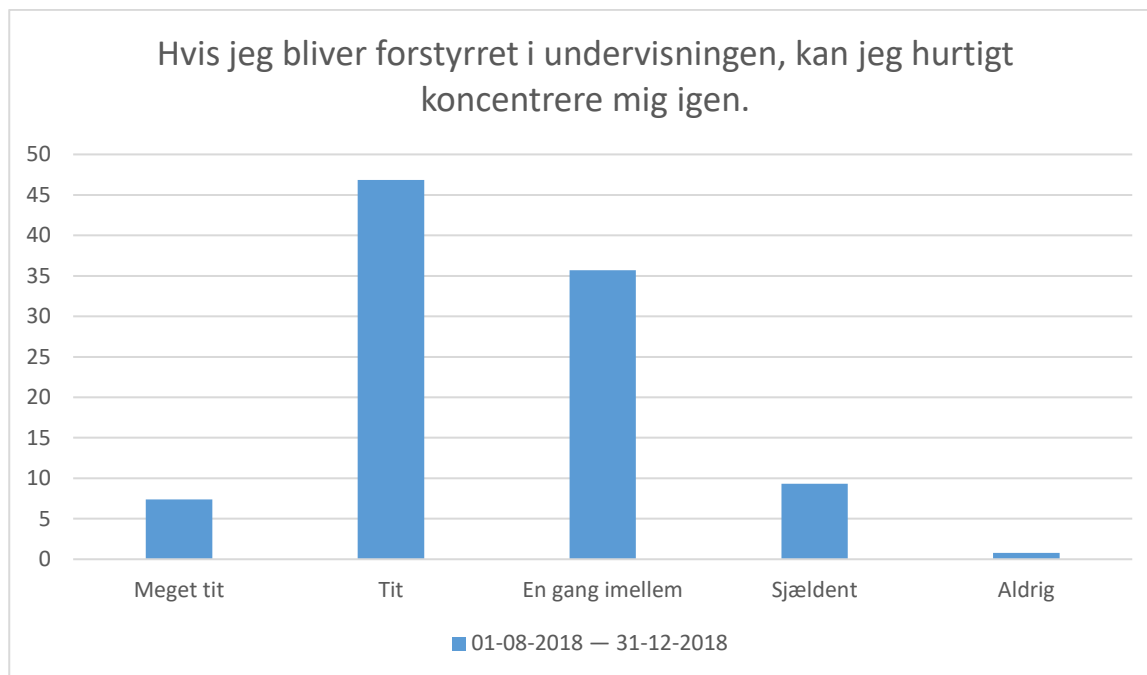
01-08-2018 — 31-12-2018; Gennemsnit: 3,7, spredning: 1,1

Svarmulighed	01-08-2018 — 31-12-2018: Antal	01-08-2018 — 31-12-2018: Andel (%)
Helt enig	299	29
Delvist enig	371	36
Hverken enig eller uenig	213	21
Delvist uenig	111	11
Helt uenig	41	4
Total	1035	-



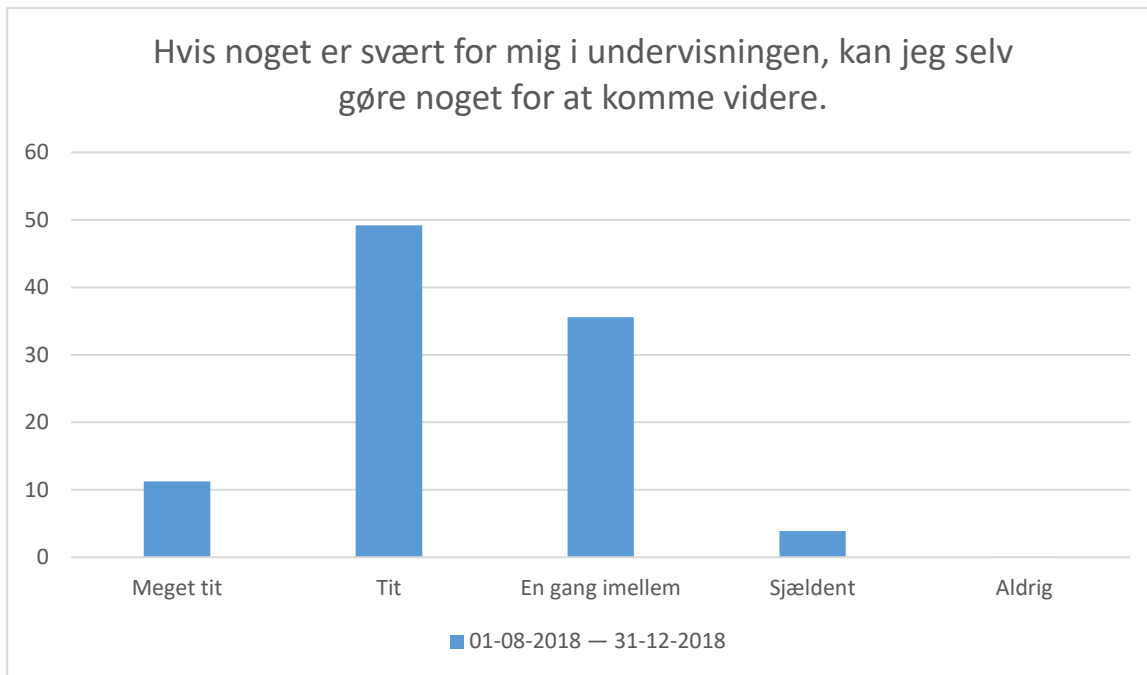
01-08-2018 — 31-12-2018; Gennemsnit: 3,8, spredning: 0,8

Svarmulighed	01-08-2018 — 31-12-2018: Antal		01-08-2018 — 31-12-2018: Andel (%)	
Helt enig	184	487	18	49
Delvist enig	277	44	28	4
Hverken enig eller uenig	10	-	1	-
Delvist uenig	1002	-	-	-
Helt uenig	-	-	-	-
Total	-	-	-	-



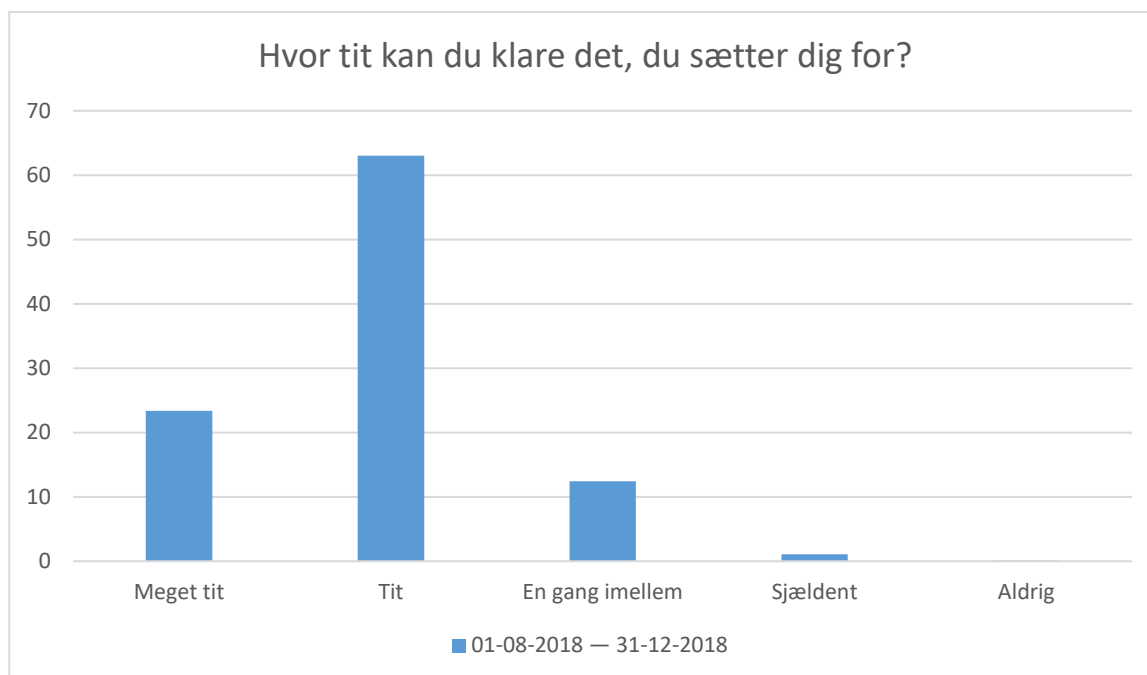
01-08-2018 — 31-12-2018; Gennemsnit: 3,5, spredning: 0,8

Svarmulighed	01-08-2018 — 31-12-2018: Antal	01-08-2018 — 31-12-2018: Andel (%)
Meget tit	76	7
Tit	483	47
En gang imellem	368	36
Sjældent	96	9
Aldrig	8	1
Total	1031	-



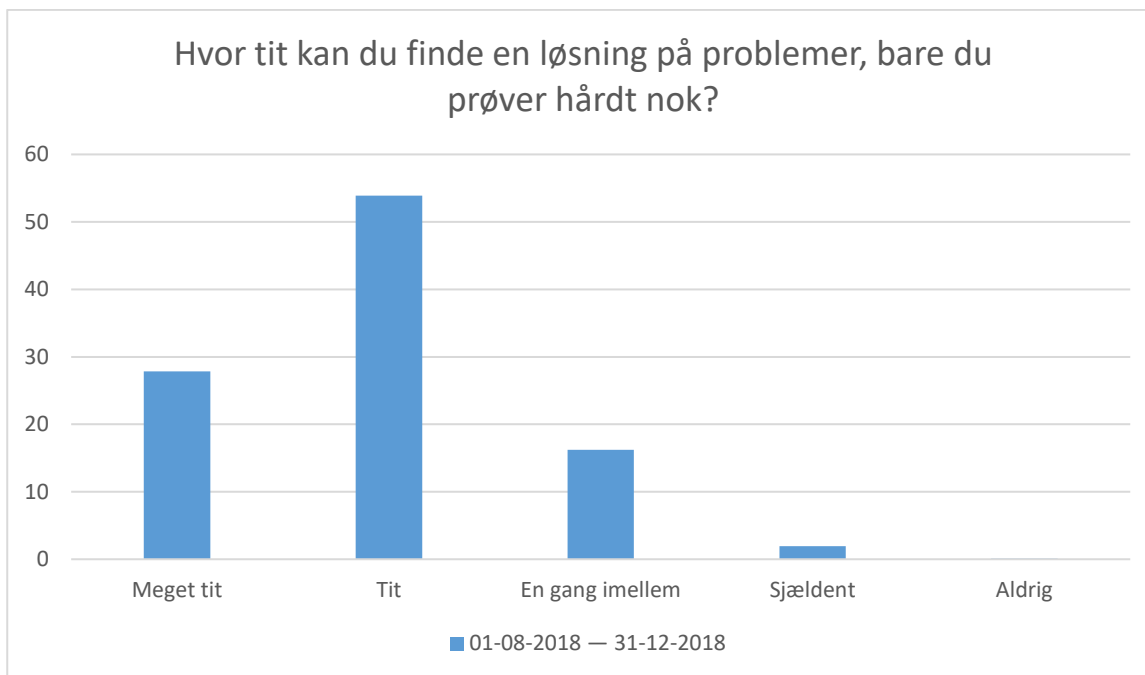
01-08-2018 — 31-12-2018; Gennemsnit: 3,7, spredning: 0,7

Svarmulighed	01-08-2018 — 31-12-2018: Antal	01-08-2018 — 31-12-2018: Andel (%)
Meget tit	116	11
Tit	507	49
En gang imellem	367	36
Sjældent	40	4
Aldrig	1	0
Total	1031	-



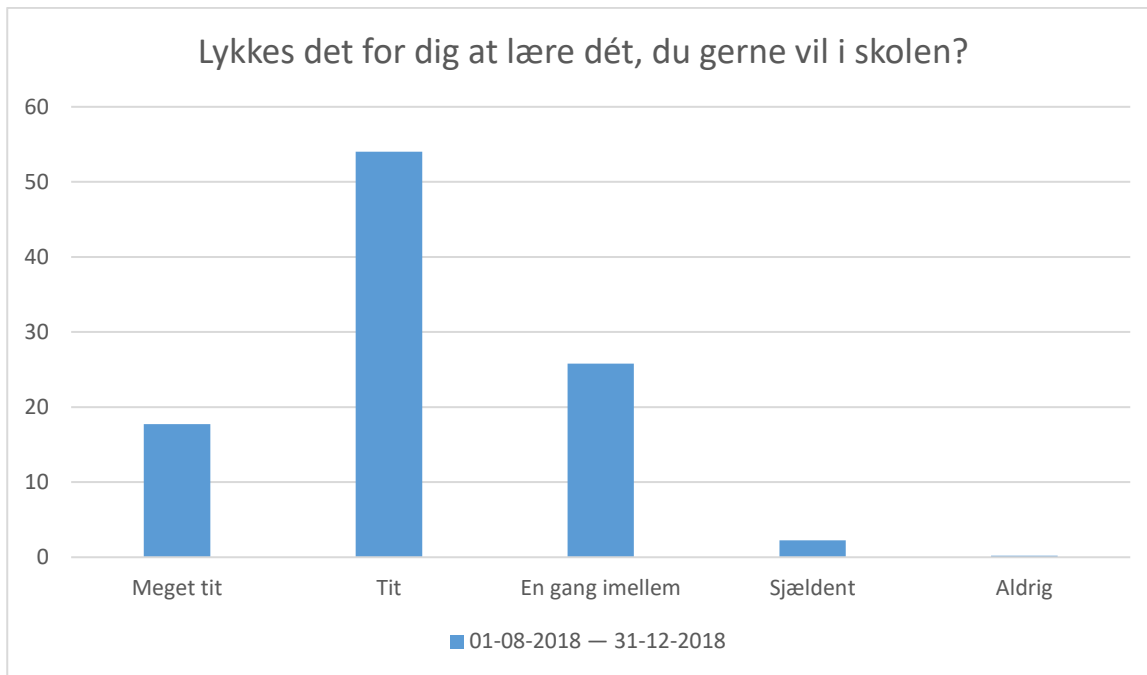
01-08-2018 — 31-12-2018; Gennemsnit: 4,1, spredning: 0,6

Svarmulighed	01-08-2018 — 31-12-2018: Antal	01-08-2018 — 31-12-2018: Andel (%)
Meget tit	241	23
Tit	649	63
En gang imellem	128	12
Sjældent	11	1
Aldrig	1	0
Total	1030	-



01-08-2018 — 31-12-2018; Gennemsnit: 4,1, spredning: 0,7

Svarmulighed	01-08-2018 — 31-12-2018: Antal	01-08-2018 — 31-12-2018: Andel (%)
Meget tit	288	28
Tit	558	54
En gang imellem	168	16
Sjældent	20	2
Aldrig	1	0
Total	1035	-

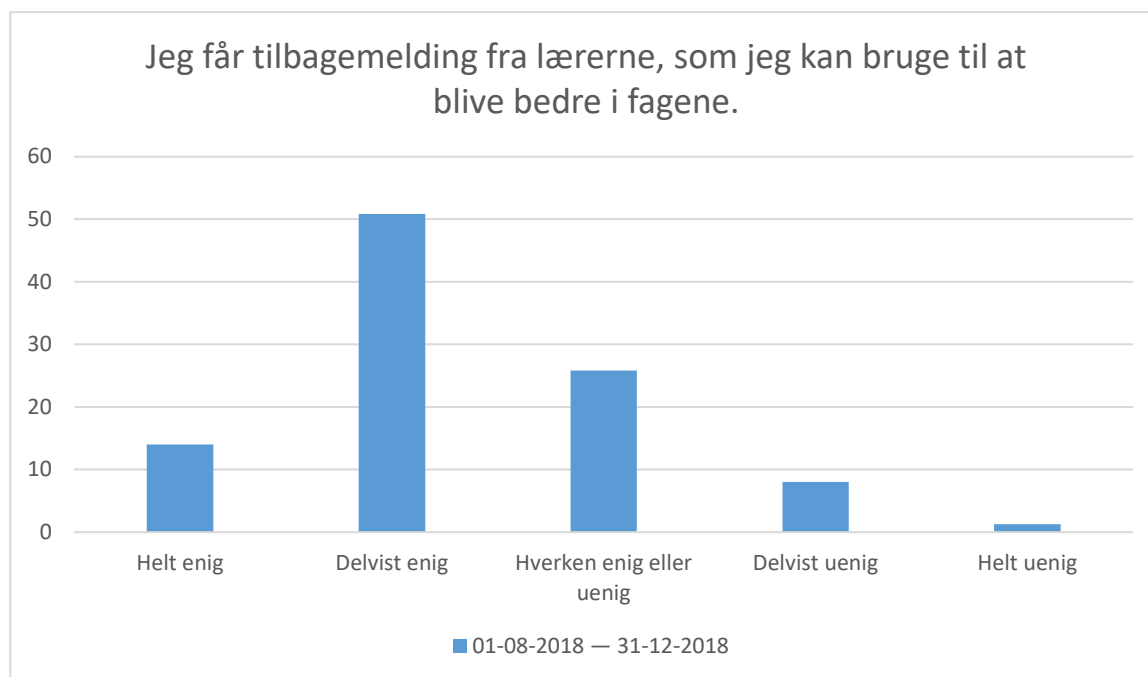


01-08-2018 — 31-12-2018; Gennemsnit: 3,9, spredning: 0,7

Svarmulighed	01-08-2018 — 31-12-2018: Antal	01-08-2018 — 31-12-2018: Andel (%)
Meget tit	180	18
Tit	549	54
En gang imellem	262	26
Sjældent	23	2
Aldrig	2	0
Total	1016	-

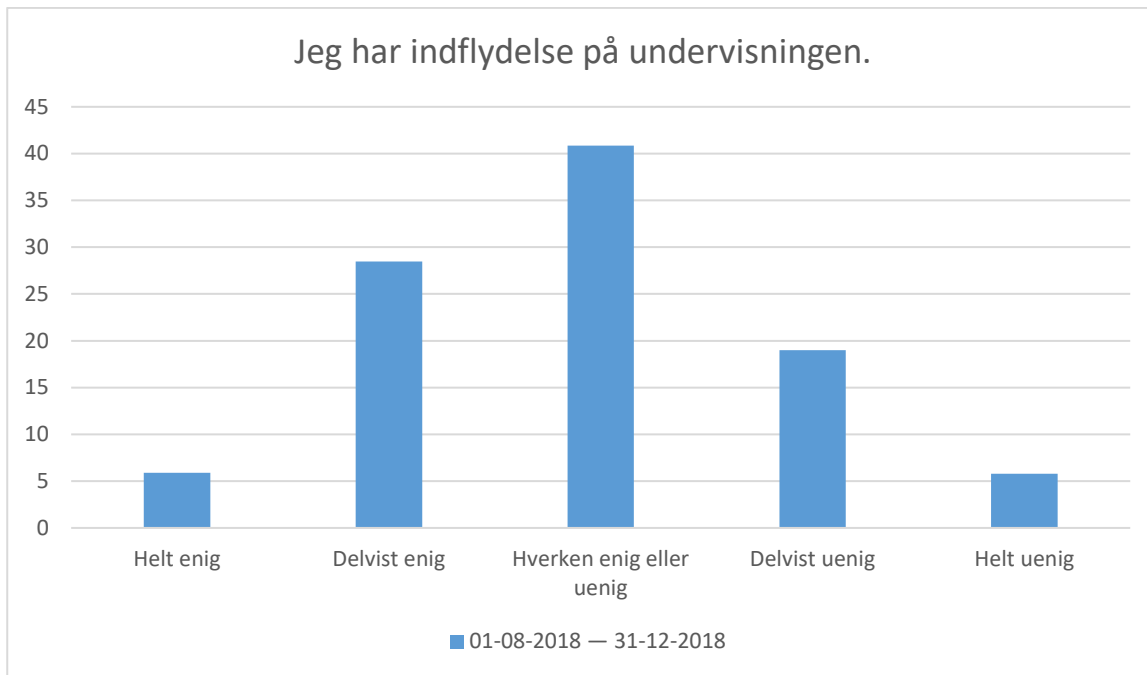


## Afsnit D



01-08-2018 — 31-12-2018; Gennemsnit: 3,7, spredning: 0,9

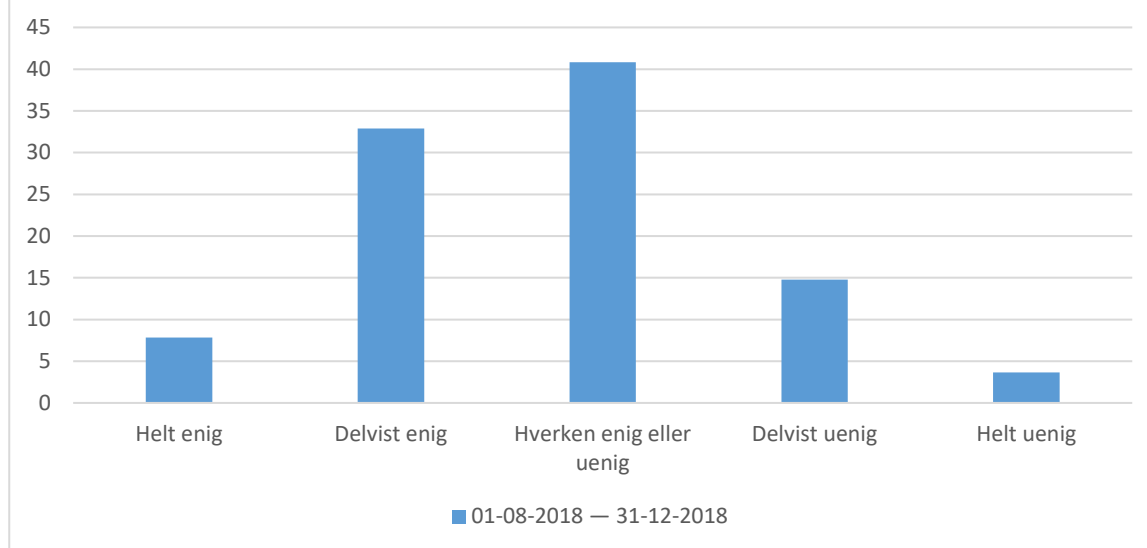
Svarmulighed	01-08-2018 — 31-12-2018: Antal	01-08-2018 — 31-12-2018: Andel (%)
Helt enig	141	14
Delvist enig	512	51
Hverken enig eller uenig	260	26
Delvist uenig	81	8
Helt uenig	13	1
Total	1007	-



01-08-2018 — 31-12-2018; Gennemsnit: 3,1, spredning: 1

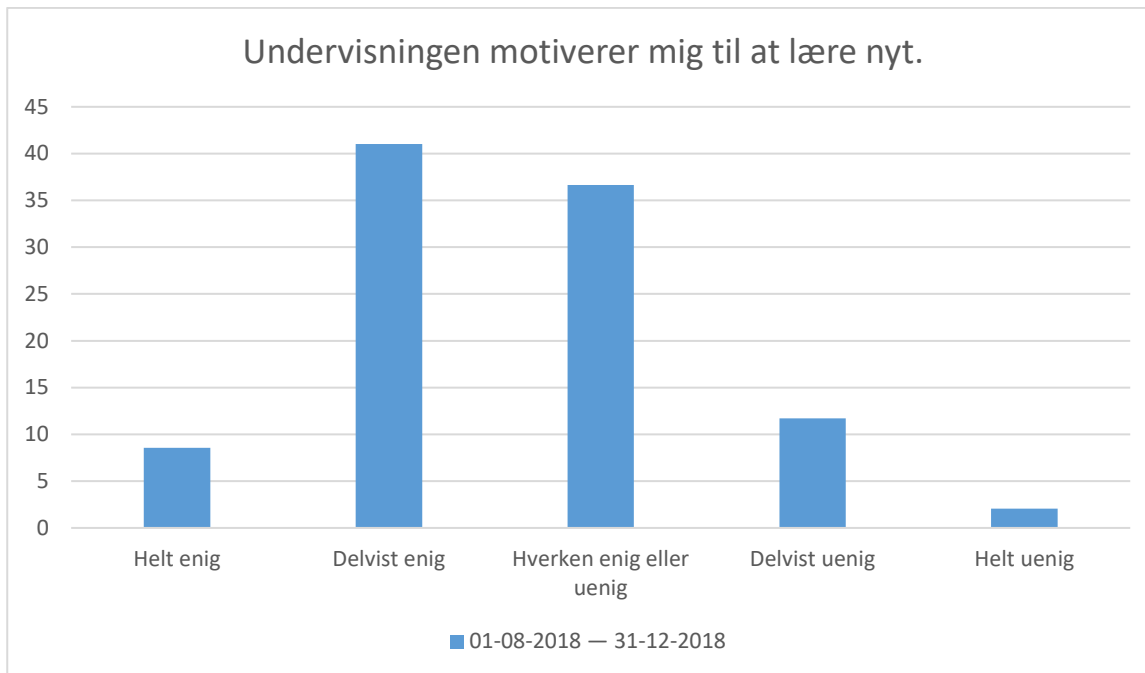
Svarmulighed	01-08-2018 — 31-12-2018: Antal	01-08-2018 — 31-12-2018: Andel (%)
Helt enig	59	6
Delvist enig	285	28
Hverken enig eller uenig	409	41
Delvist uenig	190	19
Helt uenig	58	6
Total	1001	-

### Lærerne sørger for, at elevernes ideer bliver brugt i undervisningen.



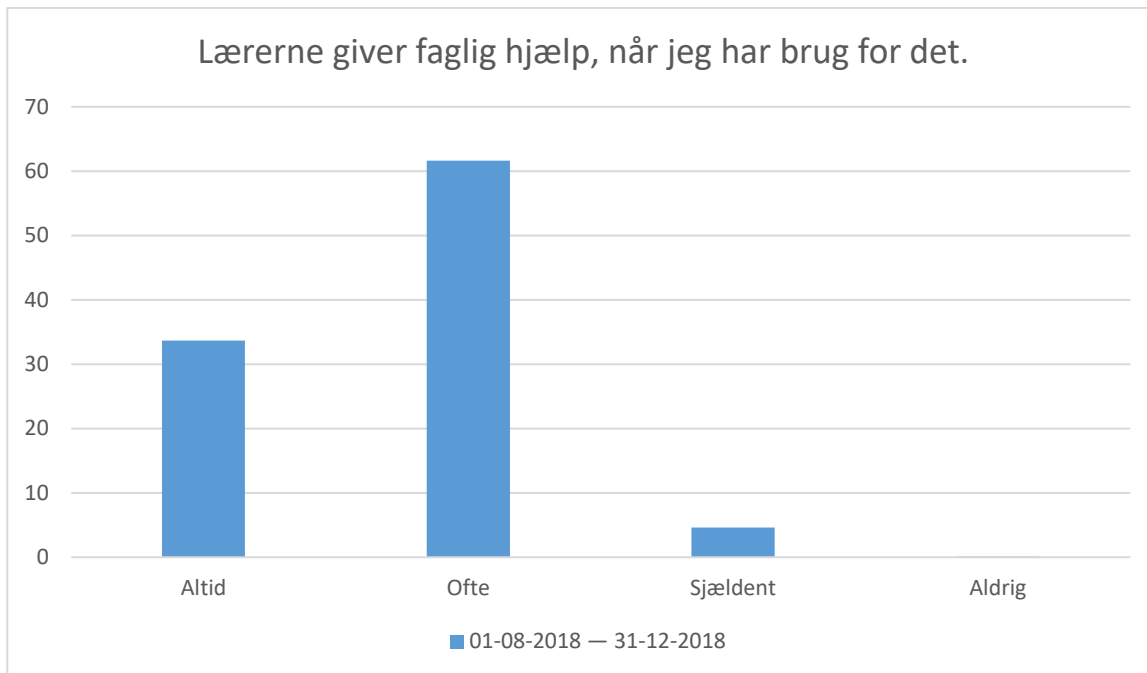
01-08-2018 — 31-12-2018; Gennemsnit: 3,3, spredning: 0,9

Svarmulighed	01-08-2018 — 31-12-2018: Antal	01-08-2018 — 31-12-2018: Andel (%)
Helt enig	77	8
Delvist enig	323	33
Hverken enig eller uenig	401	41
Delvist uenig	145	15
Helt uenig	36	4
Total	982	-



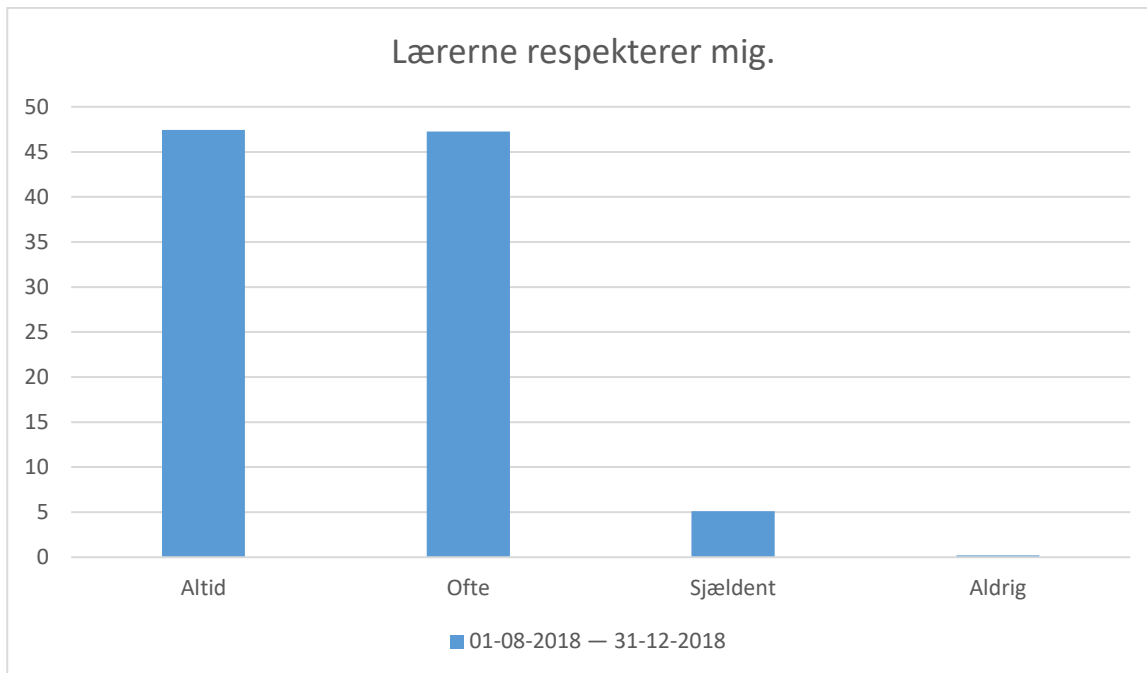
01-08-2018 — 31-12-2018; Gennemsnit: 3,4, spredning: 0,9

Svarmulighed	01-08-2018 — 31-12-2018: Antal		01-08-2018 — 31-12-2018: Andel (%)	
Helt enig		88		9
Delvist enig		421		41
Hverken enig eller uenig		376		37
Delvist uenig		120		12
Helt uenig		21		2
Total		1026		-



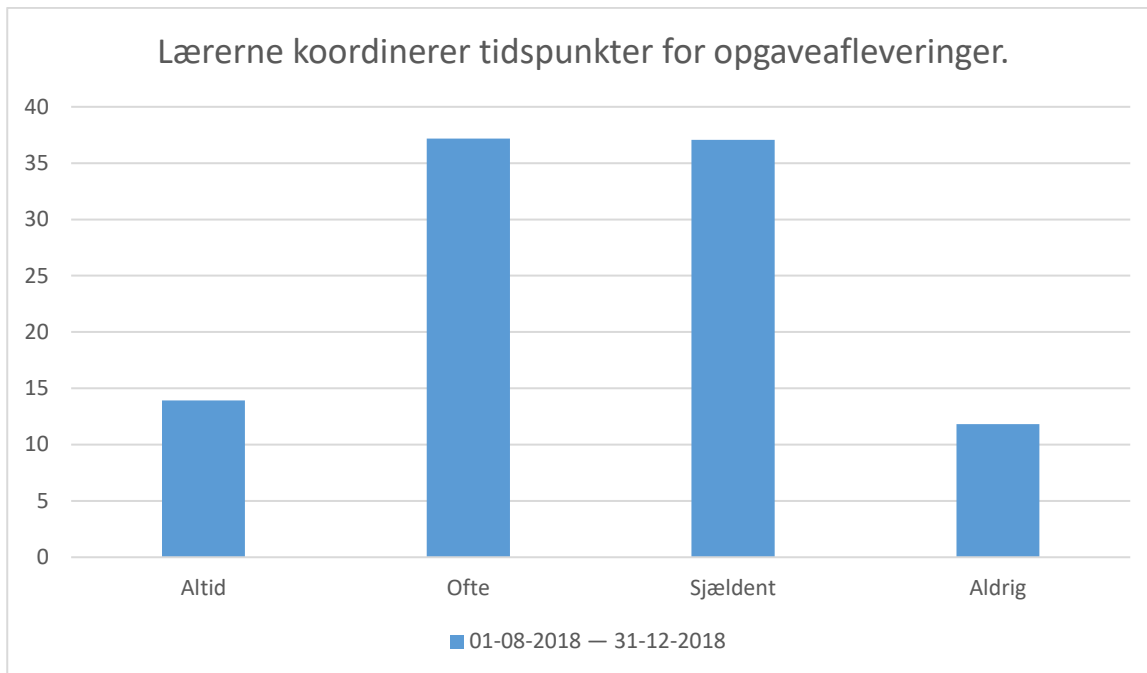
01-08-2018 — 31-12-2018; Gennemsnit: 3,3, spredning: 0,6

Svarmulighed	01-08-2018 — 31-12-2018: Antal	01-08-2018 — 31-12-2018: Andel (%)
Altid	343	34
Ofte	628	62
Sjældent	47	5
Aldrig	1	0
Total	1019	-



01-08-2018 — 31-12-2018; Gennemsnit: 3,4, spredning: 0,6

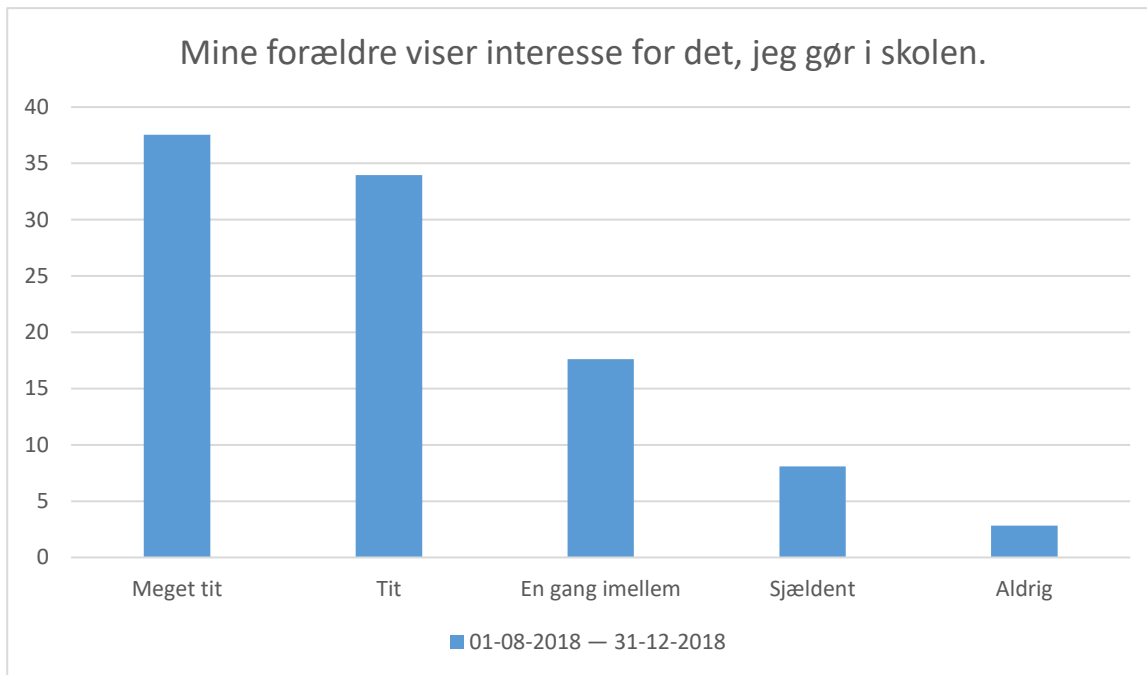
Svarmulighed	01-08-2018 — 31-12-2018: Antal	01-08-2018 — 31-12-2018: Andel (%)
Altid	465	47
Ofte	463	47
Sjældent	50	5
Aldrig	2	0
<b>Total</b>	<b>980</b>	<b>-</b>



01-08-2018 — 31-12-2018; Gennemsnit: 2,5, spredning: 0,9

Svarmulighed	01-08-2018 — 31-12-2018: Antal	01-08-2018 — 31-12-2018: Andel (%)
Altid	132	14
Ofte	352	37
Sjældent	351	37
Aldrig	112	12
Total	947	-

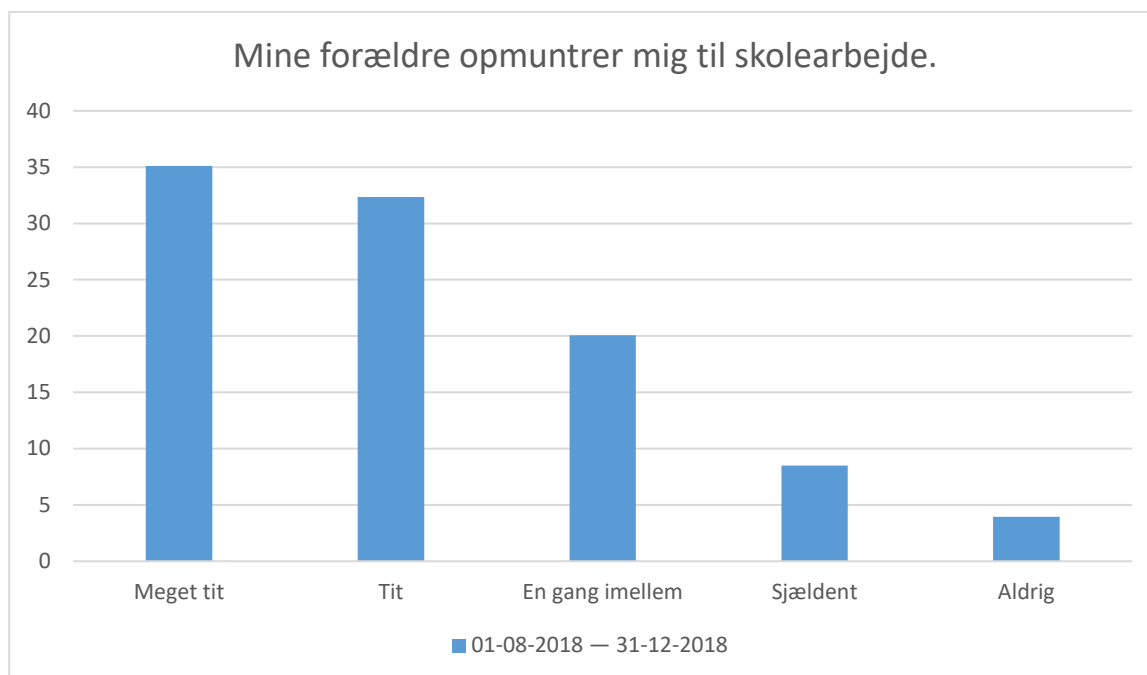
## Afsnit E



01-08-2018 — 31-12-2018; Gennemsnit: 4, spredning: 1,1

Svarmulighed	01-08-2018 — 31-12-2018: Antal	01-08-2018 — 31-12-2018: Andel (%)
Meget tit	386	38
Tit	349	34
En gang imellem	181	18
Sjældent	83	8
Aldrig	29	3
Total	1028	-

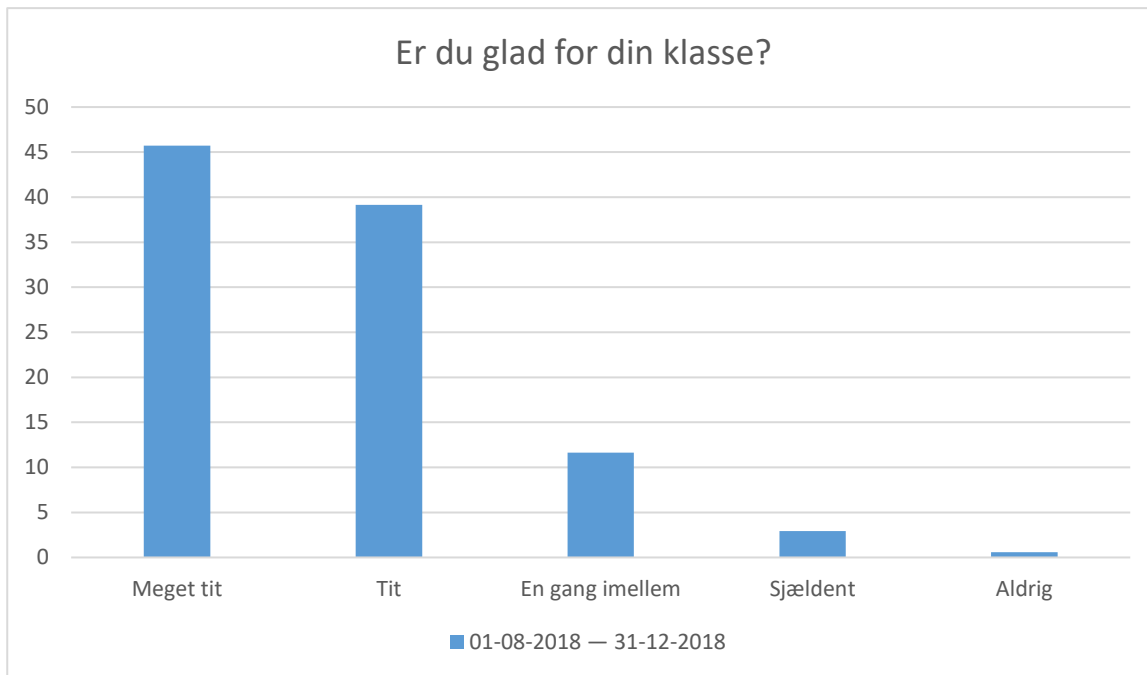




01-08-2018 — 31-12-2018; Gennemsnit: 3,9, spredning: 1,1

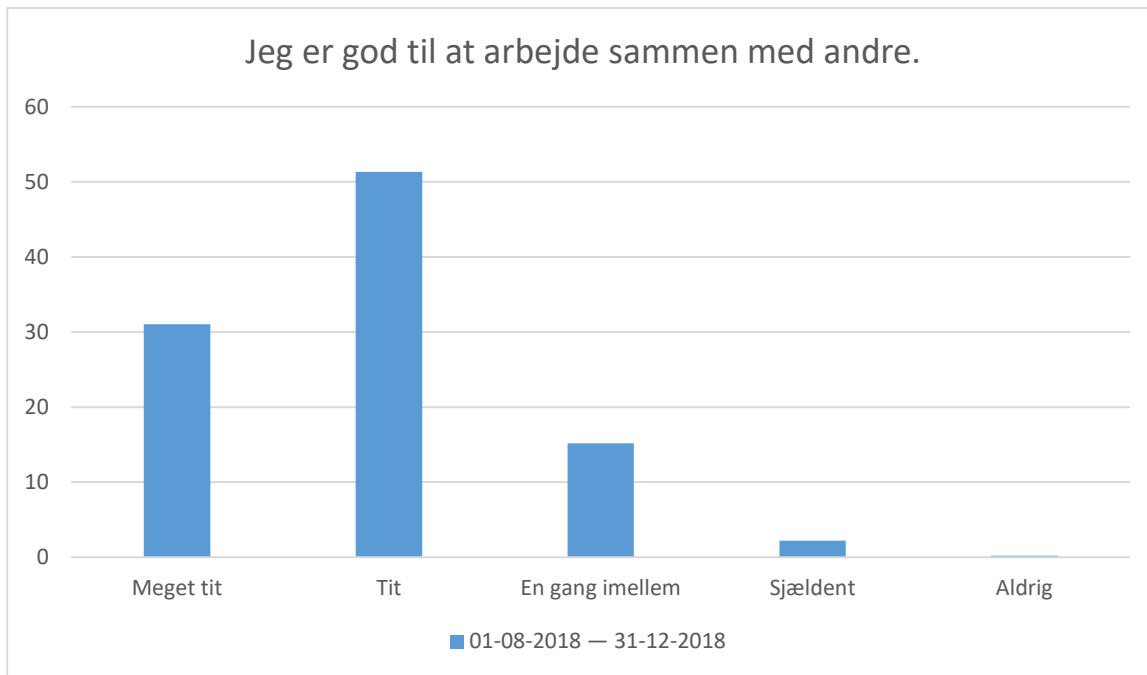
Svarmulighed	01-08-2018 — 31-12-2018: Antal	01-08-2018 — 31-12-2018: Andel (%)
Meget tit	355	35
Tit	327	32
En gang imellem	203	20
Sjældent	86	9
Aldrig	40	4
Total	1011	-

## Afsnit F



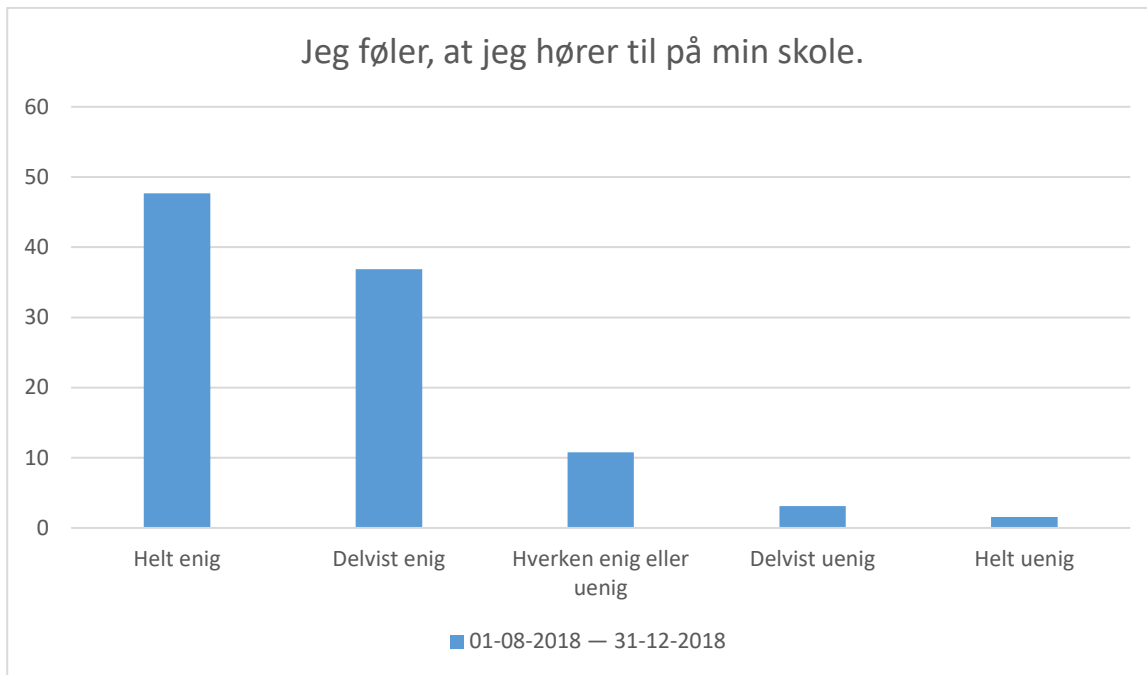
01-08-2018 — 31-12-2018; Gennemsnit: 4,3, spredning: 0,8

Svarmulighed	01-08-2018 — 31-12-2018: Antal	01-08-2018 — 31-12-2018: Andel (%)
Meget tit	471	46
Tit	403	39
En gang imellem	120	12
Sjældent	30	3
Aldrig	6	1
Total	1030	-



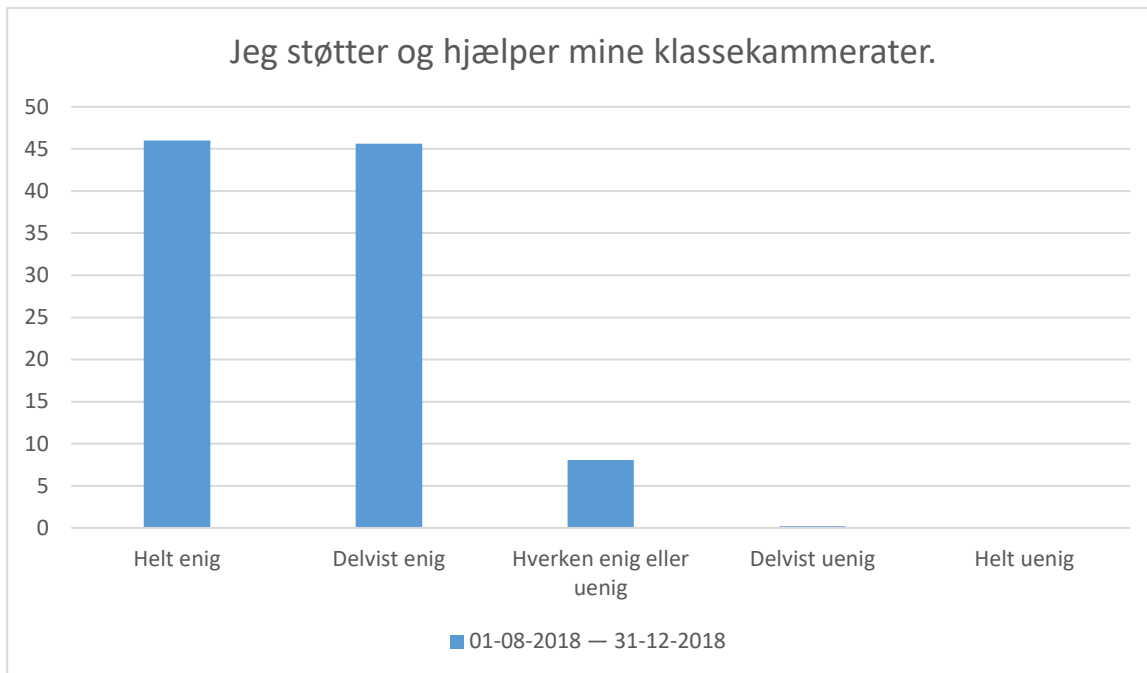
01-08-2018 — 31-12-2018; Gennemsnit: 4,1, spredning: 0,7

Svarmulighed	01-08-2018 — 31-12-2018: Antal	01-08-2018 — 31-12-2018: Andel (%)
Meget tit	321	31
Tit	531	51
En gang imellem	157	15
Sjældent	23	2
Aldrig	2	0
Total	1034	-



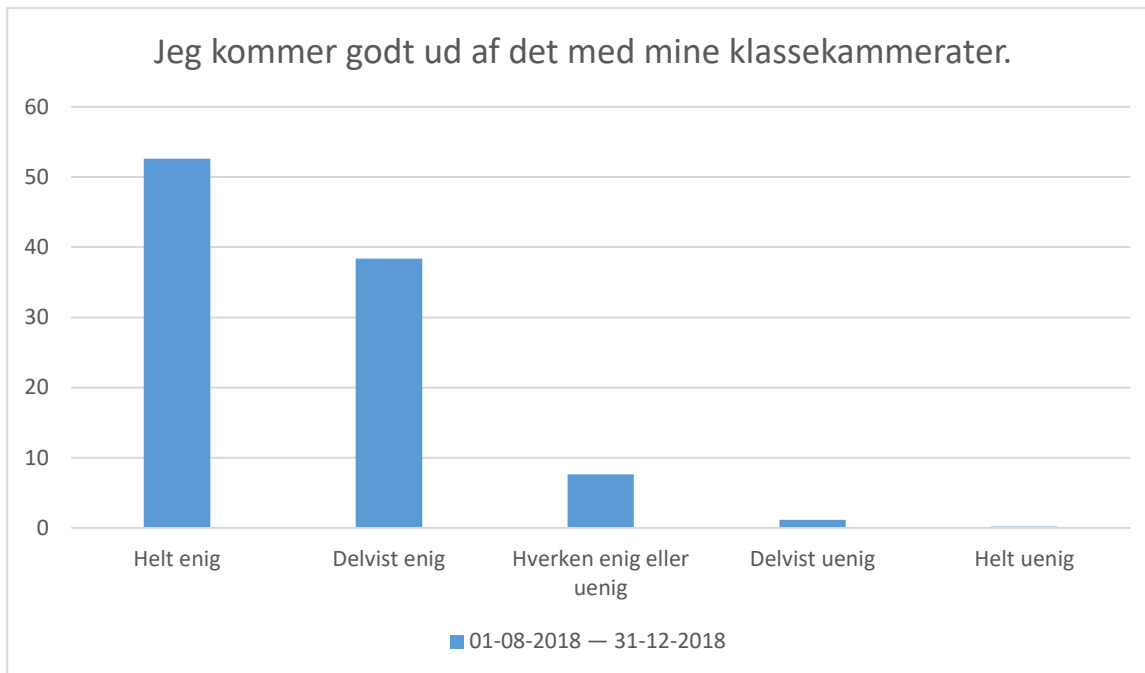
01-08-2018 — 31-12-2018; Gennemsnit: 4,3, spredning: 0,9

Svarmulighed	01-08-2018 — 31-12-2018: Antal		01-08-2018 — 31-12-2018: Andel (%)	
Helt enig	490		48	
Delvist enig	379		37	
Hverken enig eller uenig	111		11	
Delvist uenig	32		3	
Helt uenig	16		2	
Total	1028		-	



01-08-2018 — 31-12-2018; Gennemsnit: 4,4, spredning: 0,6

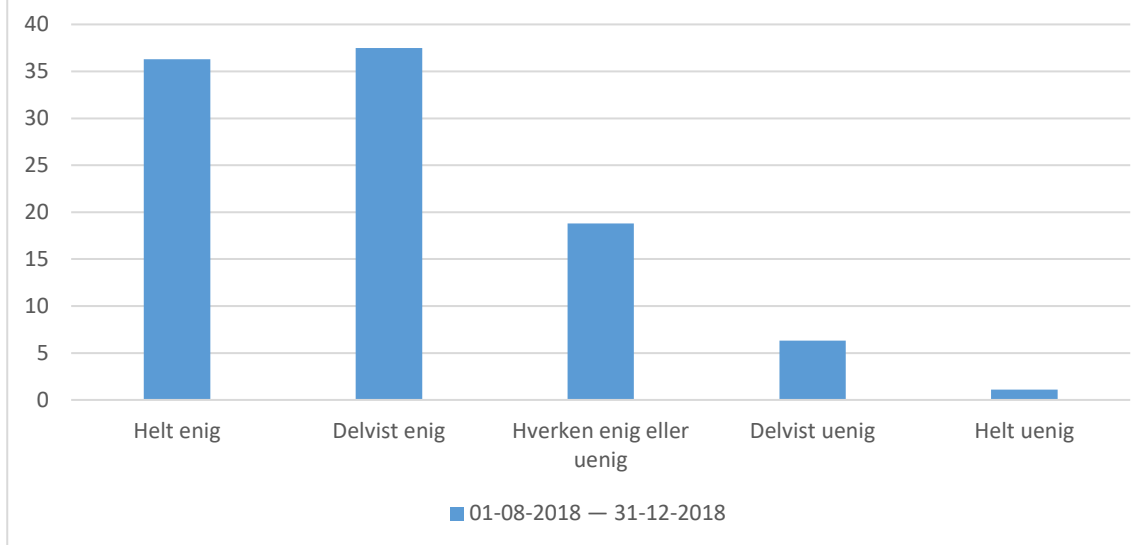
Svarmulighed	01-08-2018 — 31-12-2018: Antal		01-08-2018 — 31-12-2018: Andel (%)	
Helt enig	473	469	46	46
Delvist enig	83	2	8	0
Hverken enig eller uenig	2	1	0	0
Delvist uenig	1	1028	0	-
Helt uenig				
Total				



01-08-2018 — 31-12-2018; Gennemsnit: 4,4, spredning: 0,7

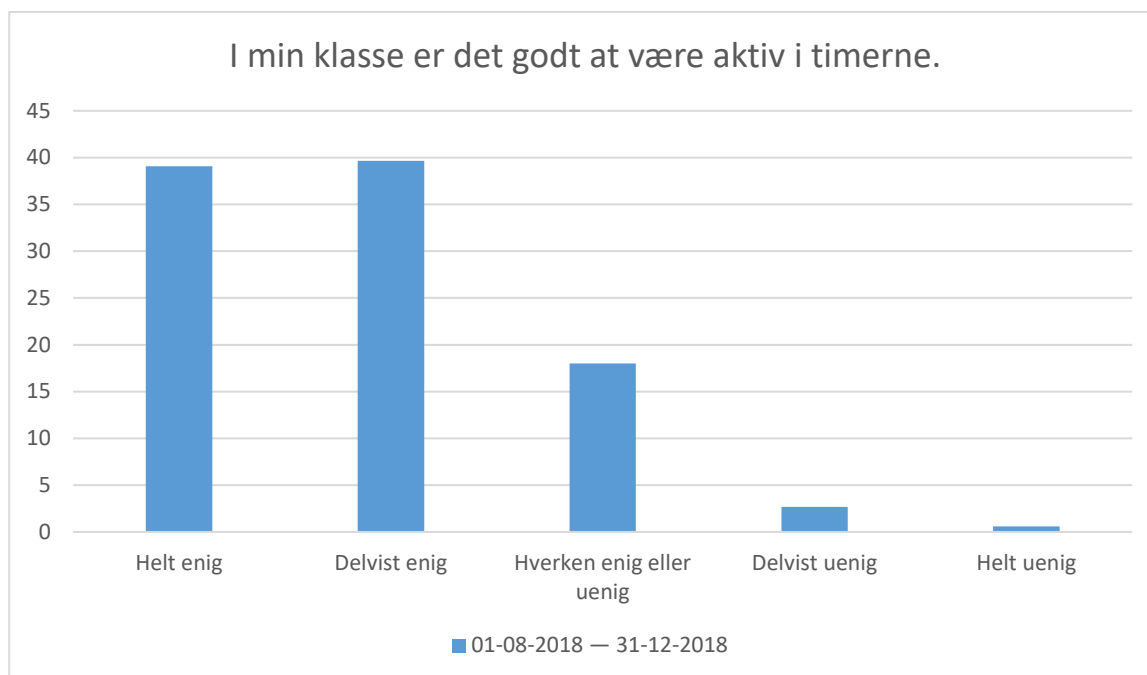
Svarmulighed	01-08-2018 — 31-12-2018: Antal	01-08-2018 — 31-12-2018: Andel (%)
Helt enig	544	53
Deltvist enig	397	38
Hverken enig eller uenig	79	8
Deltvist uenig	12	1
Helt uenig	2	0
Total	1034	-

Stemningen i min klasse er præget af forståelse og respekt for hinanden.



01-08-2018 — 31-12-2018; Gennemsnit: 4, spredning: 1

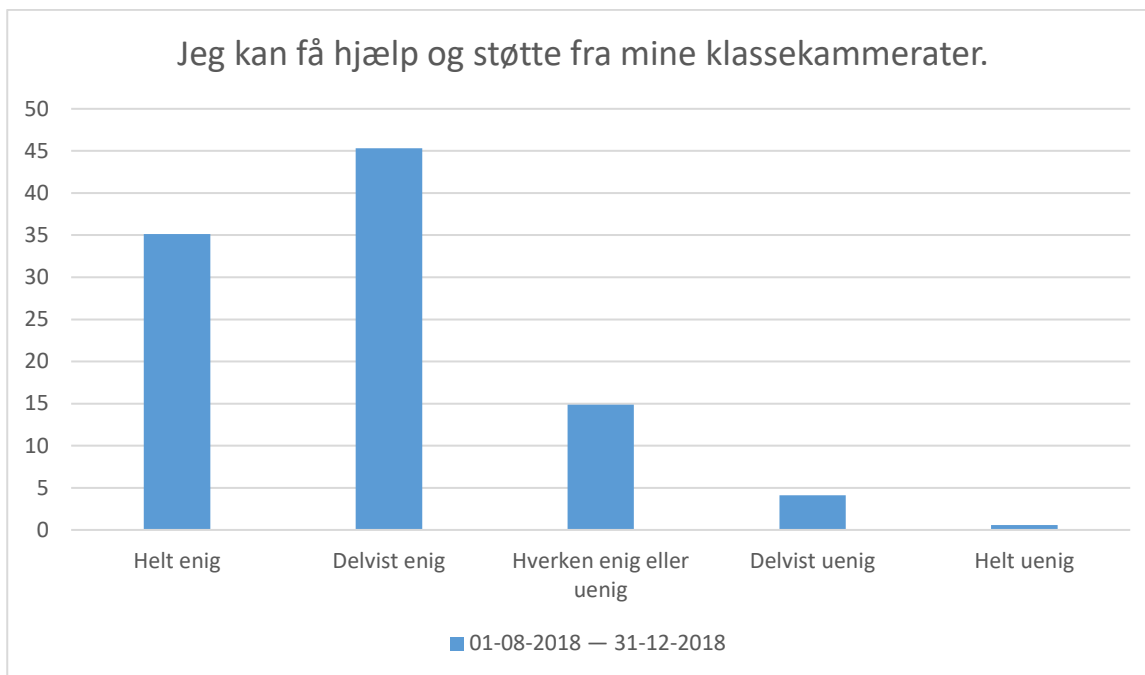
Svarmulighed	01-08-2018 — 31-12-2018: Antal	01-08-2018 — 31-12-2018: Andel (%)
Helt enig	367	36
Delvist enig	379	37
Hverken enig eller uenig	190	19
Delvist uenig	64	6
Helt uenig	11	1
Total	1011	-



01-08-2018 — 31-12-2018; Gennemsnit: 4,1, spredning: 0,8

Svarmulighed	01-08-2018 — 31-12-2018: Antal	01-08-2018 — 31-12-2018: Andel (%)
Helt enig	395	39
Delvist enig	401	40
Hverken enig eller uenig	182	18
Delvist uenig	27	3
Helt uenig	6	1
Total	1011	-





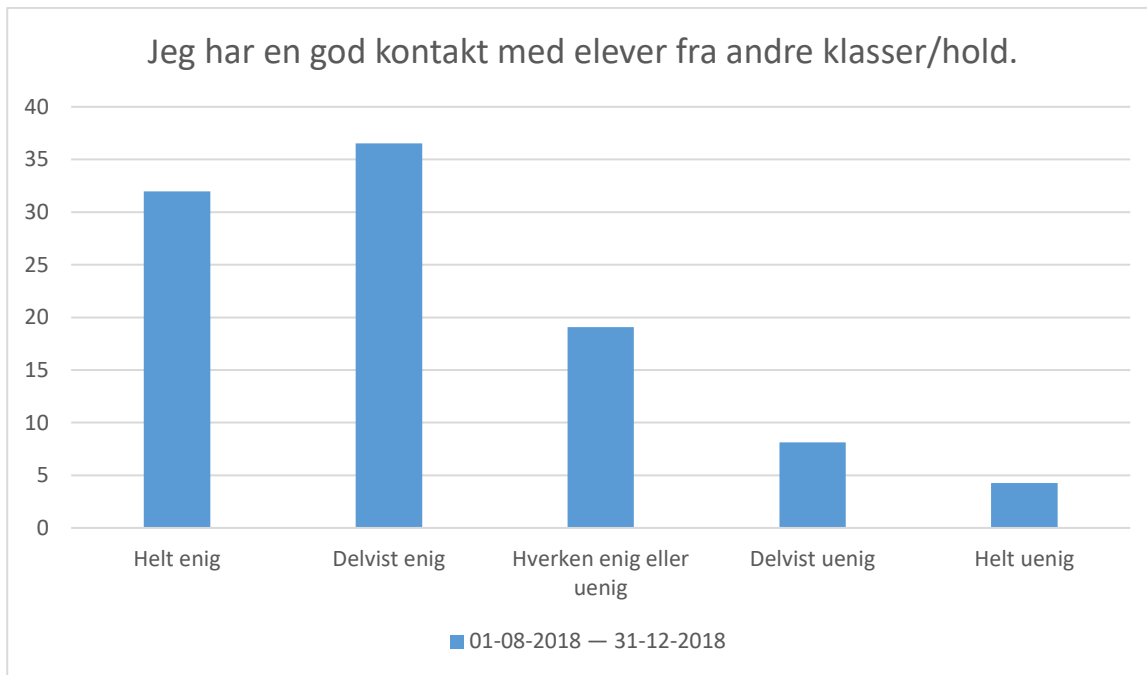
01-08-2018 — 31-12-2018; Gennemsnit: 4,1, spredning: 0,8

Svarmulighed	01-08-2018 — 31-12-2018: Antal	01-08-2018 — 31-12-2018: Andel (%)
Helt enig	359	35
Delvist enig	463	45
Hverken enig eller uenig	152	15
Delvist uenig	42	4
Helt uenig	6	1
Total	1022	-



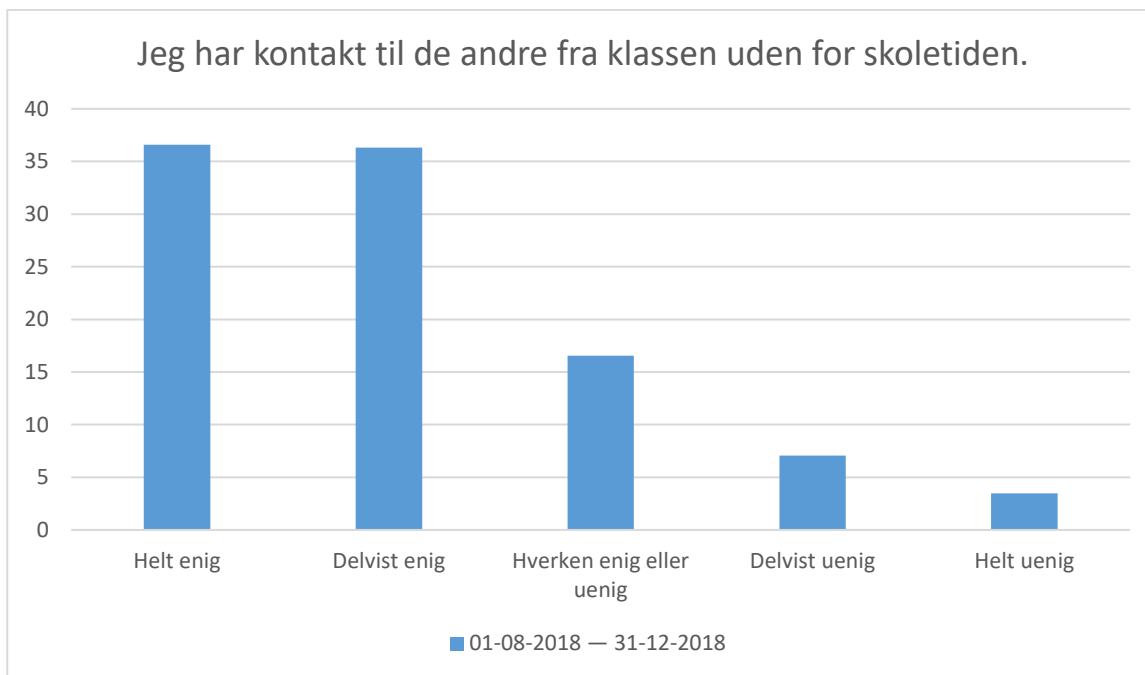
01-08-2018 — 31-12-2018; Gennemsnit: 1,6, spredning: 0,9

Svarmulighed	01-08-2018 — 31-12-2018: Antal		01-08-2018 — 31-12-2018: Andel (%)	
Helt enig		18		2
Delvist enig		37		4
Hverken enig eller uenig		102		10
Delvist uenig		171		17
Helt uenig		685		68
Total		1013		-



01-08-2018 — 31-12-2018; Gennemsnit: 3,8, spredning: 1,1

Svarmulighed	01-08-2018 — 31-12-2018: Antal	01-08-2018 — 31-12-2018: Andel (%)
Helt enig	330	32
Delvist enig	377	37
Hverken enig eller uenig	197	19
Delvist uenig	84	8
Helt uenig	44	4
Total	1032	-



01-08-2018 — 31-12-2018; Gennemsnit: 4, spredning: 1,1

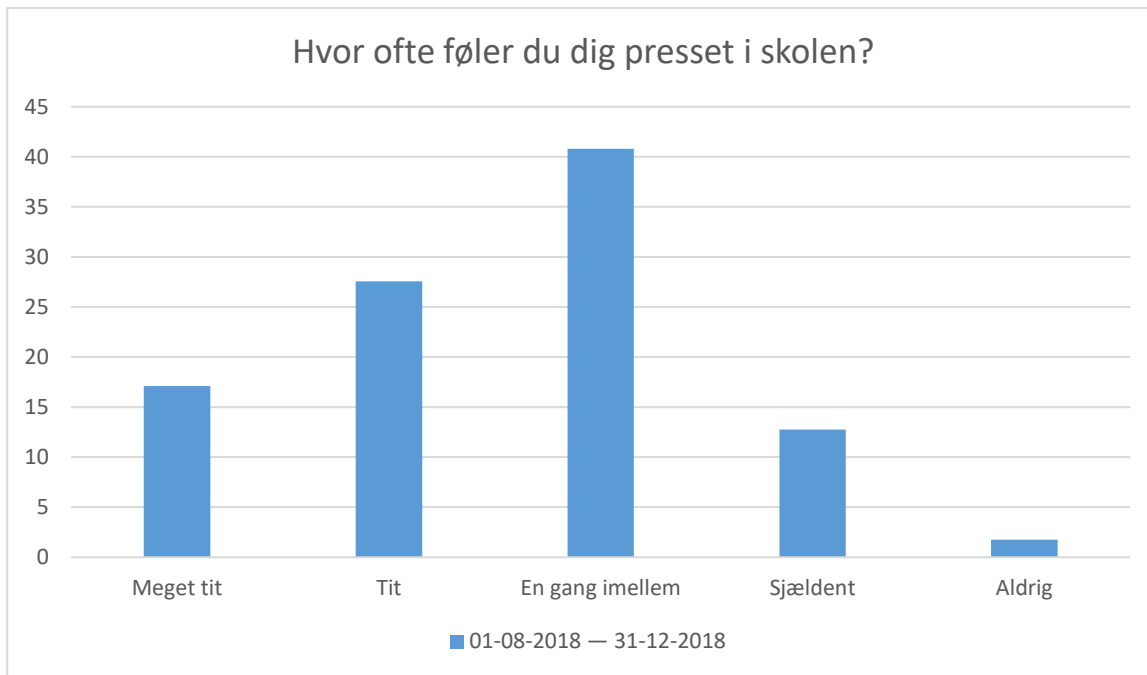
Svarmulighed	01-08-2018 — 31-12-2018: Antal	01-08-2018 — 31-12-2018: Andel (%)
Helt enig	378	37
Delvist enig	375	36
Hverken enig eller uenig	171	17
Delvist uenig	73	7
Helt uenig	36	3
Total	1033	-

## Afsnit G



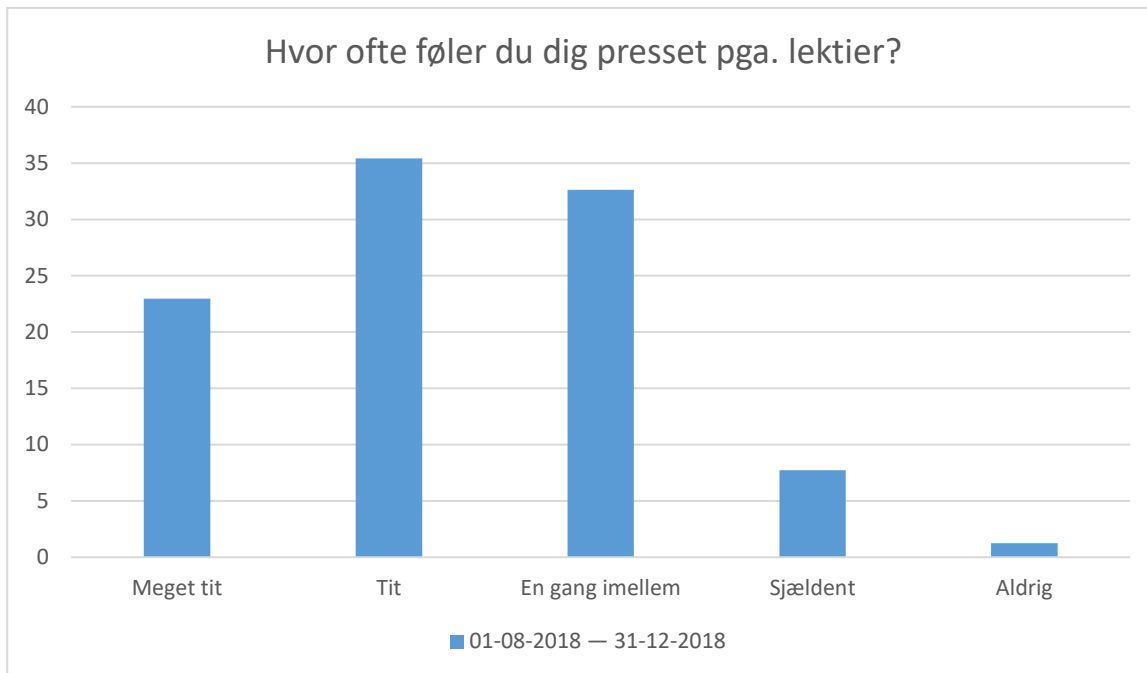
01-08-2018 — 31-12-2018; Gennemsnit: 1,8, spredning: 1

Svarmulighed	01-08-2018 — 31-12-2018: Antal	01-08-2018 — 31-12-2018: Andel (%)
Helt enig	24	2
Delvist enig	57	6
Hverken enig eller uenig	131	13
Delvist uenig	267	26
Helt uenig	549	53
Total	1028	-



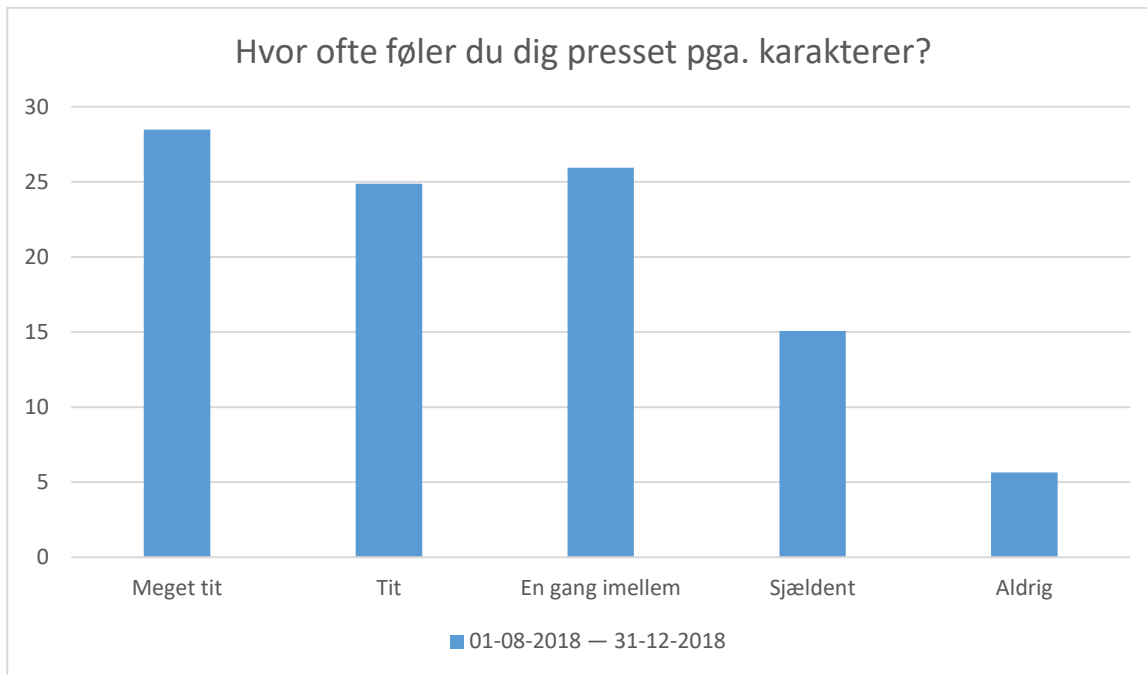
01-08-2018 — 31-12-2018; Gennemsnit: 3,5, spredning: 1

Svarmulighed	01-08-2018 — 31-12-2018: Antal		01-08-2018 — 31-12-2018: Andel (%)	
Meget tit		177		17
Tit		285		28
En gang imellem		422		41
Sjældent		132		13
Aldrig		18		2
Total		1034		-



01-08-2018 — 31-12-2018; Gennemsnit: 3,7, spredning: 0,9

Svarmulighed	01-08-2018 — 31-12-2018: Antal	01-08-2018 — 31-12-2018: Andel (%)
Meget tit	238	23
Tit	367	35
En gang imellem	338	33
Sjældent	80	8
Aldrig	13	1
Total	1036	-

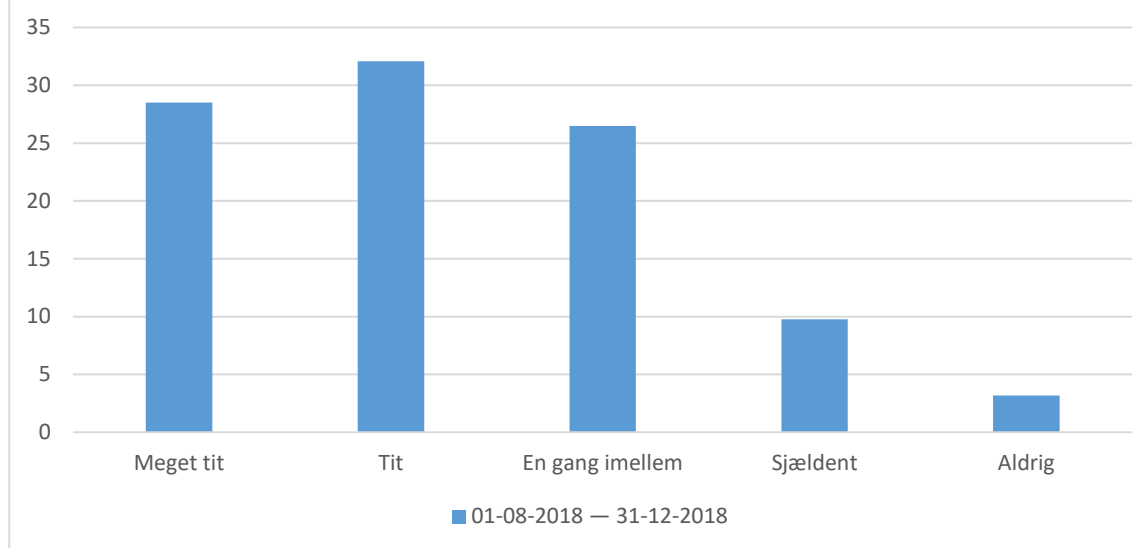


01-08-2018 — 31-12-2018; Gennemsnit: 3,6, spredning: 1,2

Svarmulighed	01-08-2018 — 31-12-2018: Antal	01-08-2018 — 31-12-2018: Andel (%)
Meget tit	293	28
Tit	256	25
En gang imellem	267	26
Sjældent	155	15
Aldrig	58	6
Total	1029	-

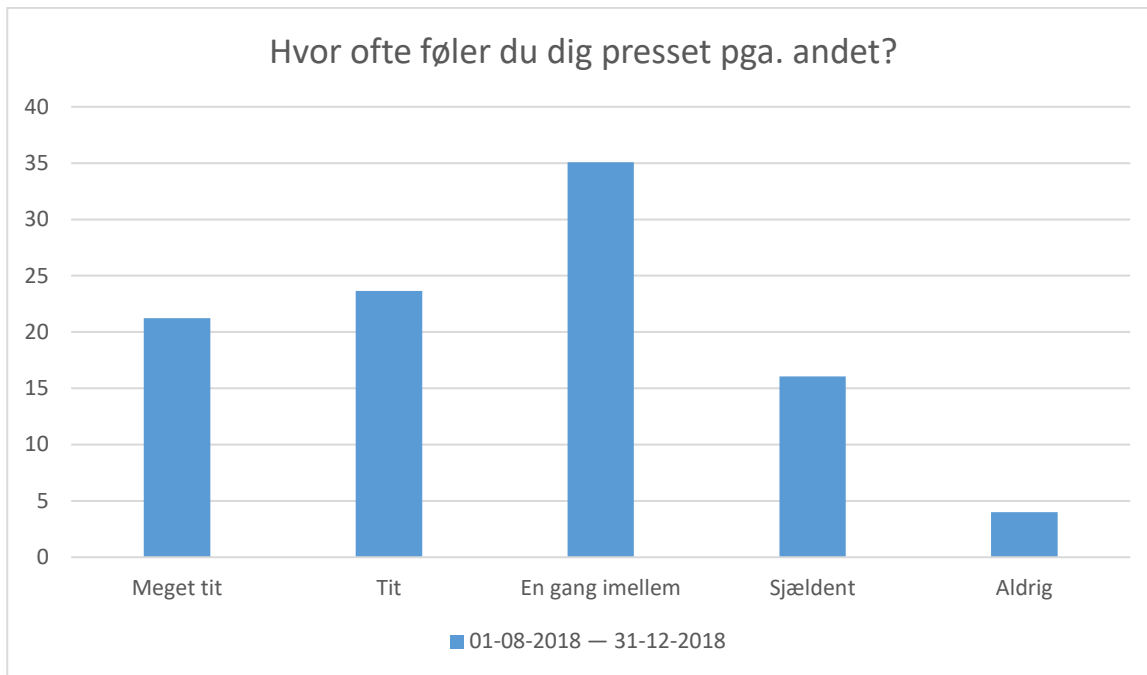


### Hvor ofte føler du dig presset pga. egne krav og forventninger til skolearbejdet?



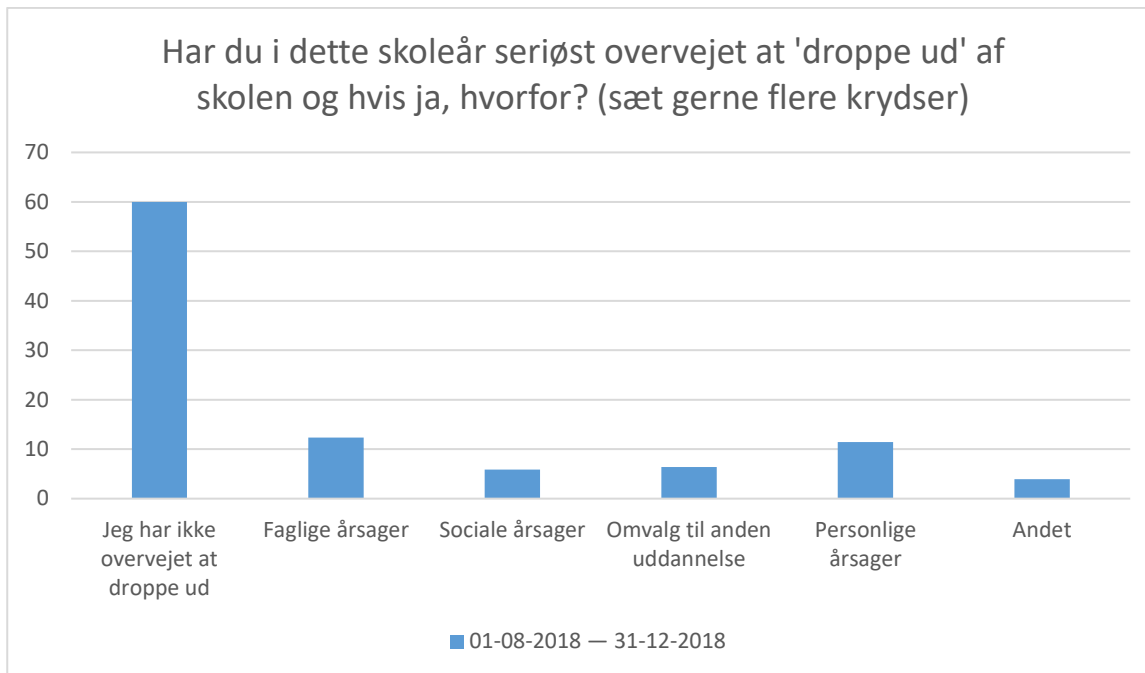
01-08-2018 — 31-12-2018; Gennemsnit: 3,7, spredning: 1,1

Svarmulighed	01-08-2018 — 31-12-2018: Antal	01-08-2018 — 31-12-2018: Andel (%)
Meget tit	295	29
Tit	332	32
En gang imellem	274	26
Sjældent	101	10
Aldrig	33	3
Total	1035	-



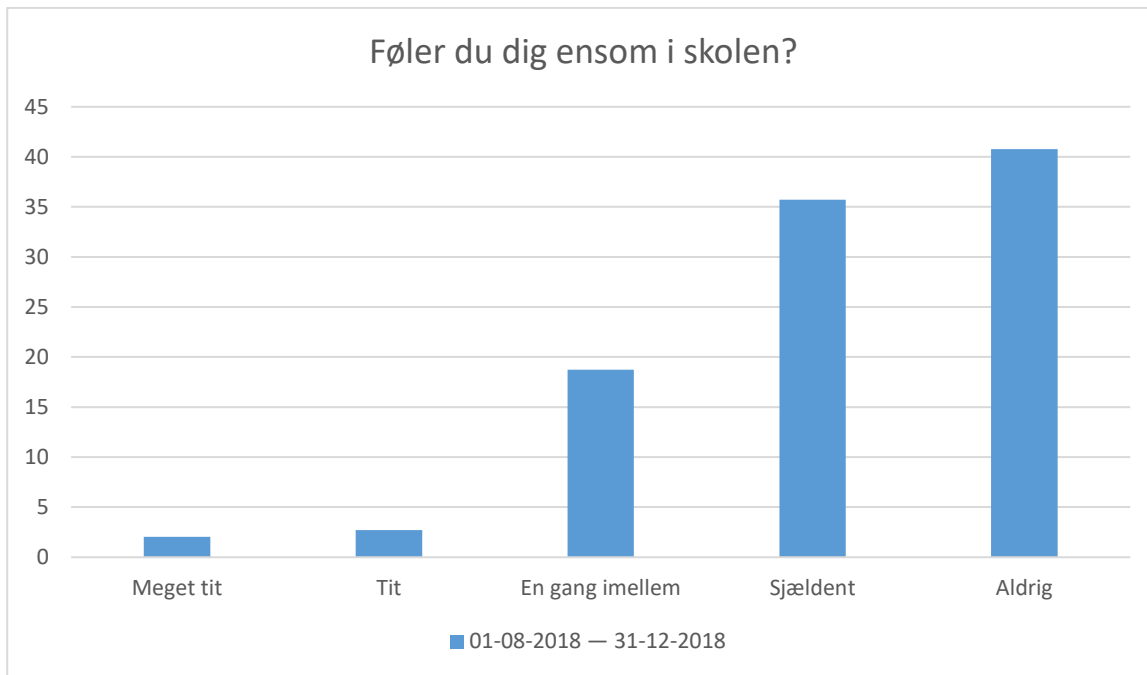
01-08-2018 — 31-12-2018; Gennemsnit: 3,4, spredning: 1,1

Svarmulighed	01-08-2018 — 31-12-2018: Antal		01-08-2018 — 31-12-2018: Andel (%)	
Meget tit		202		21
Tit		225		24
En gang imellem		334		35
Sjældent		153		16
Aldrig		38		4
Total		952		-



01-08-2018 — 31-12-2018; Gennemsnit og spredning kan ikke beregnes.

Svarmulighed	01-08-2018 — 31-12-2018: Antal		01-08-2018 — 31-12-2018: Andel (%)	
Jeg har ikke overvejet at droppe ud	743		60	
Faglige årsager	153		12	
Sociale årsager	73		6	
Omvalg til anden uddannelse	79		6	
Personlige årsager	142		11	
Andet	49		4	
<b>Total</b>	<b>1239</b>			

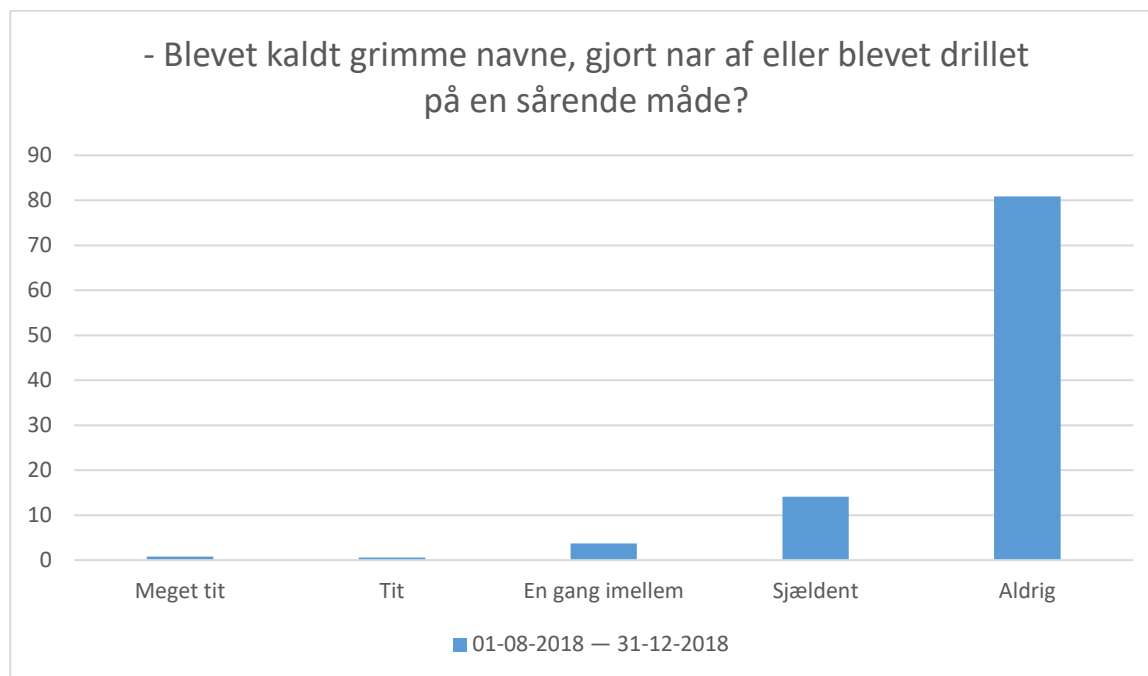


01-08-2018 — 31-12-2018; Gennemsnit: 1,9, spredning: 0,9

Svarmulighed	01-08-2018 — 31-12-2018: Antal		01-08-2018 — 31-12-2018: Andel (%)	
Meget tit		21		2
Tit		28		3
En gang imellem		193		19
Sjældent		368		36
Aldrig		420		41
Total		1030		-

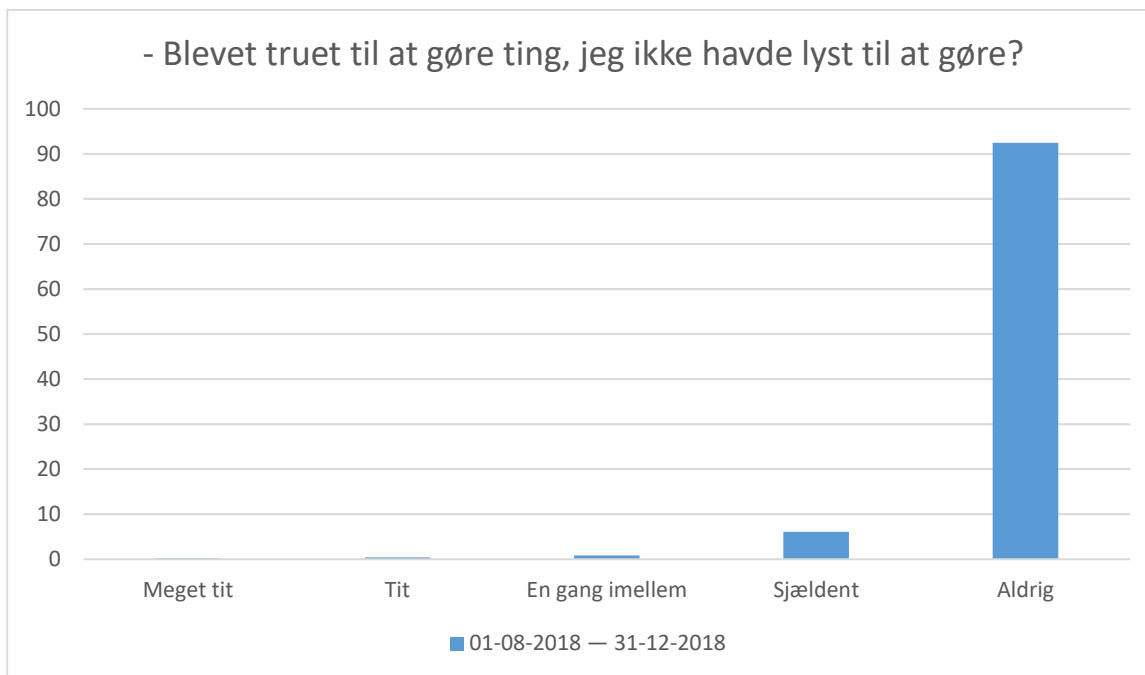
## Afsnit H

Spørgsmålet »I hvilket omfang er du det seneste år blevet udsat for følgende af andre elever eller ansatte på skolen?« har ikke nok besvarelser.



01-08-2018 — 31-12-2018; Gennemsnit: 1,3, spredning: 0,6

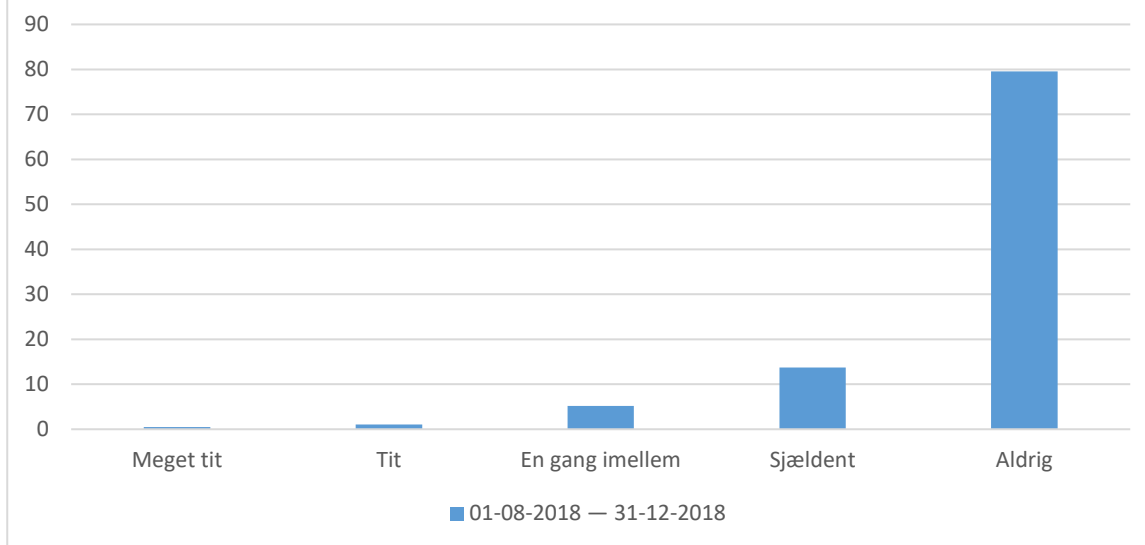
Svarmulighed	01-08-2018 — 31-12-2018: Antal	01-08-2018 — 31-12-2018: Andel (%)
Meget tit	8	1
Tit	6	1
En gang imellem	38	4
Sjældent	144	14
Aldrig	828	81
Total	1024	-



01-08-2018 — 31-12-2018; Gennemsnit: 1,1, spredning: 0,4

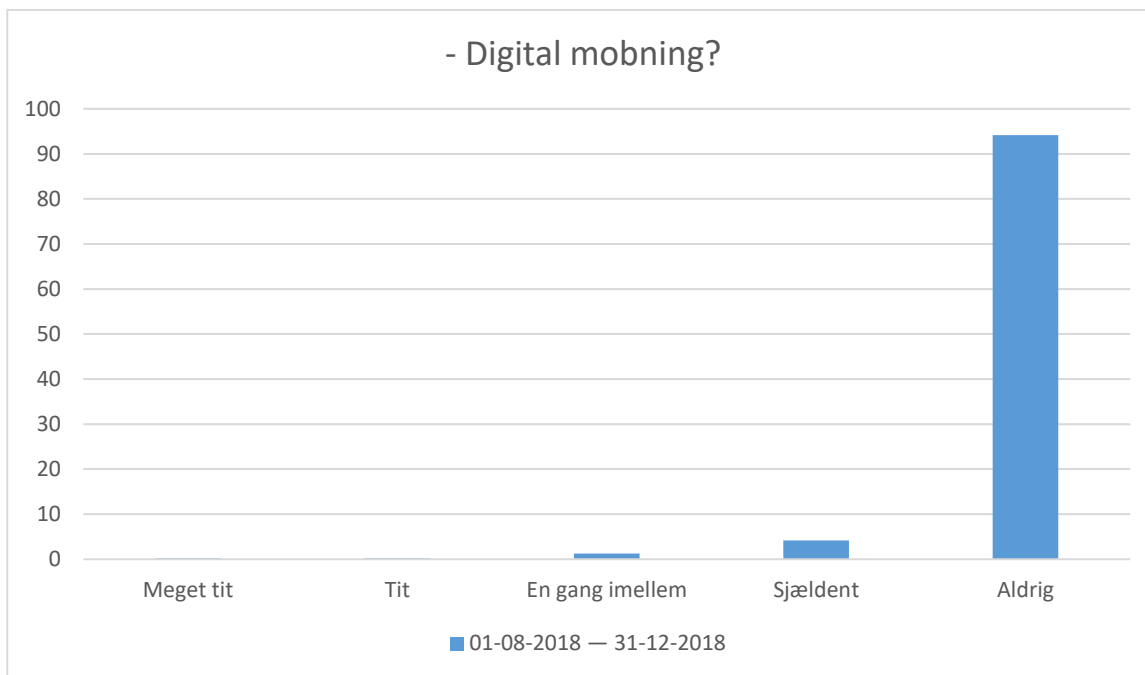
Svarmulighed	01-08-2018 — 31-12-2018: Antal	01-08-2018 — 31-12-2018: Andel (%)
Meget tit	2	0
Tit	4	0
En gang imellem	9	1
Sjældent	63	6
Aldrig	955	92
Total	1033	-

- Blevet udsat for uønsket psykisk eller fysisk opmærksomhed?



01-08-2018 — 31-12-2018; Gennemsnit: 1,3, spredning: 0,7

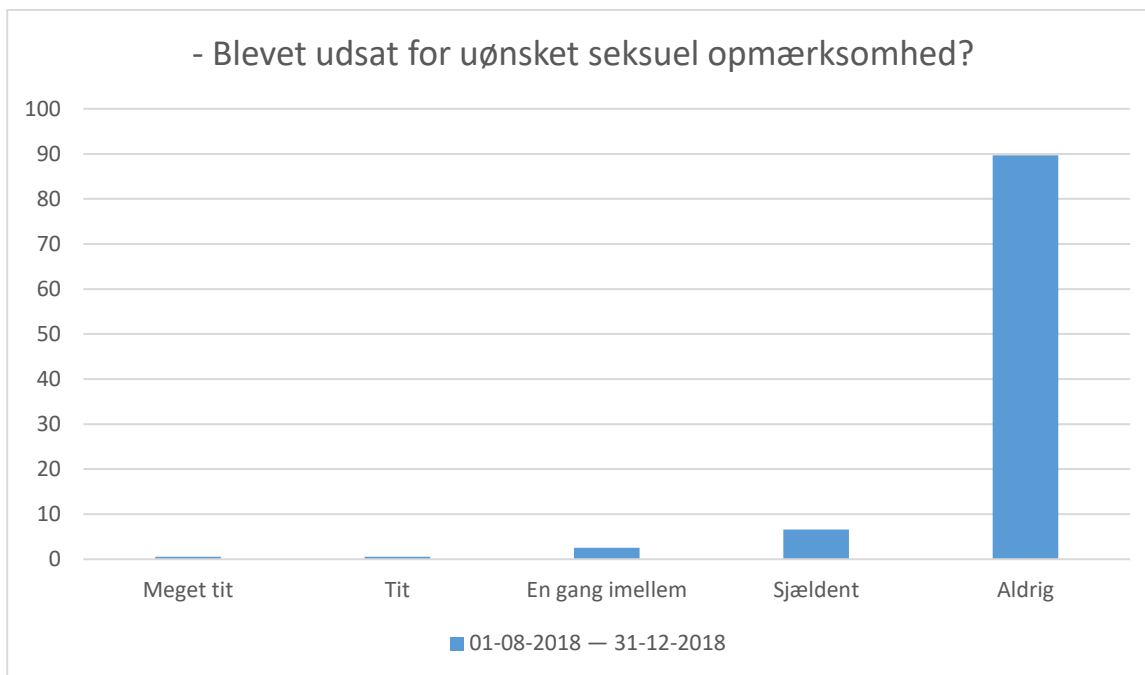
Svarmulighed	01-08-2018 — 31-12-2018: Antal		01-08-2018 — 31-12-2018: Andel (%)	
Meget tit		5		0
Tit		11		1
En gang imellem		53		5
Sjældent		141		14
Aldrig		817		80
Total		1027		-



01-08-2018 — 31-12-2018; Gennemsnit: 1,1, spredning: 0,4

Svarmulighed	01-08-2018 — 31-12-2018: Antal	01-08-2018 — 31-12-2018: Andel (%)
Meget tit	2	0
Tit	2	0
En gang imellem	13	1
Sjældent	43	4
Aldrig	971	94
Total	1031	-

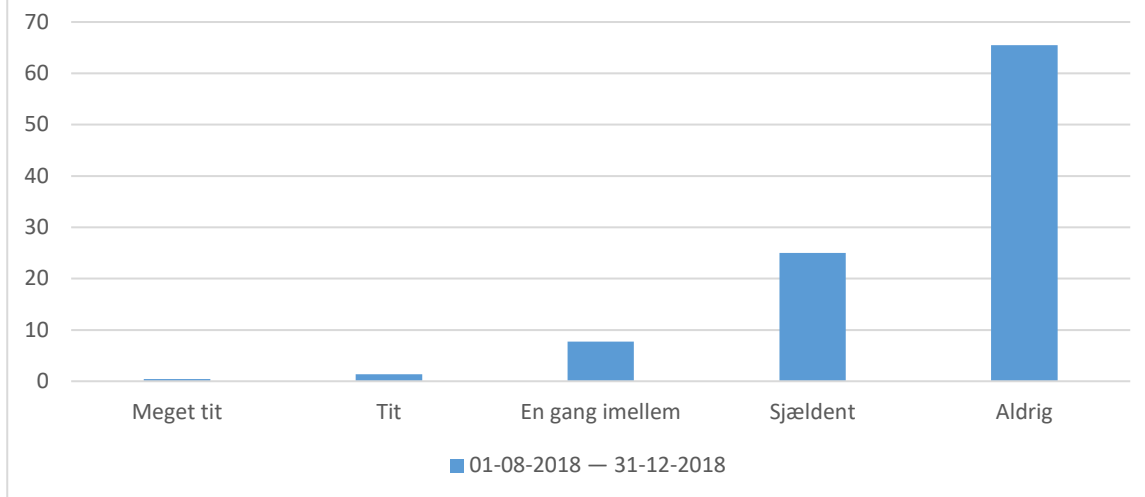




01-08-2018 — 31-12-2018; Gennemsnit: 1,2, spredning: 0,5

Svarmulighed	01-08-2018 — 31-12-2018: Antal	01-08-2018 — 31-12-2018: Andel (%)
Meget tit	6	1
Tit	6	1
En gang imellem	26	3
Sjældent	68	7
Aldrig	923	90
Total	1029	-

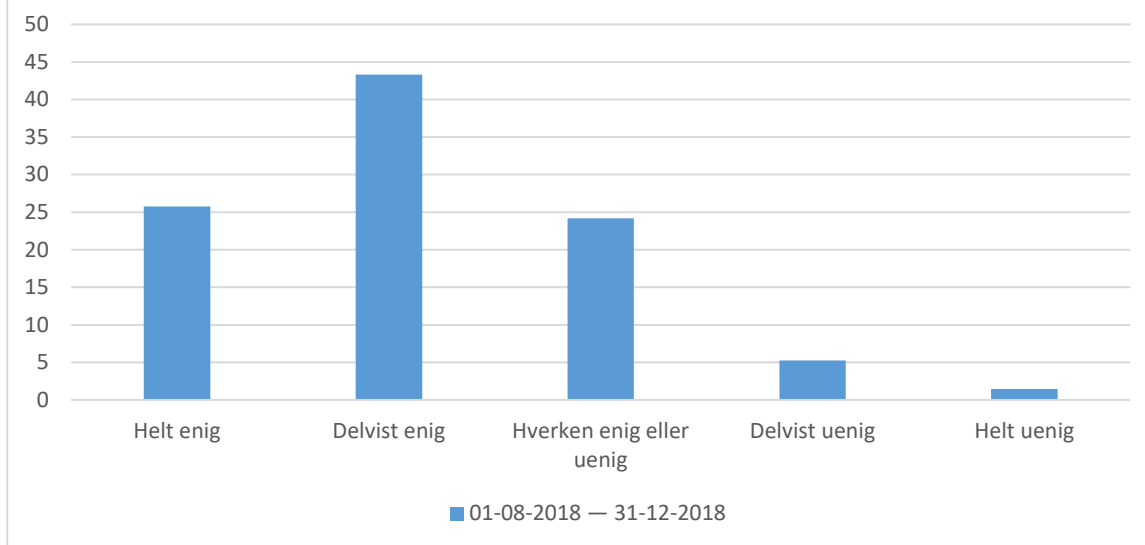
I hvilket omfang har du det seneste år oplevet, at elever eller ansatte på skolen er blevet presset til at gøre ting, som de ikke havde lyst til at gøre?



01-08-2018 — 31-12-2018; Gennemsnit: 1,5, spredning: 0,7

Svarmulighed	01-08-2018 — 31-12-2018: Antal	01-08-2018 — 31-12-2018: Andel (%)
Meget tit	4	0
Tit	13	1
En gang imellem	73	8
Sjældent	236	25
Aldrig	618	65
Total	944	-

Der er gode muligheder på skolen for at få støtte og vejledning, hvis det har været svært.



01-08-2018 — 31-12-2018; Gennemsnit: 3,9, spredning: 0,9

Svarmulighed	01-08-2018 — 31-12-2018: Antal	01-08-2018 — 31-12-2018: Andel (%)
Helt enig	230	26
Delvist enig	387	43
Hverken enig eller uenig	216	24
Delvist uenig	47	5
Helt uenig	13	1
Total	893	-